

SECTOR

Sector Treasury Services - Credit List

Friday 1st July 2011



Institution Benchmark







iTraxx Senior Financials Index 150.694 (175.8856)






Upper Boundary (iTraxx + 50bps) 200.69

Sovereign Benchmark





iTraxx SOVX Western Europe Index 216.4439 (242.9225)

Upper Boundary (SOVX + 20bps) 236.44

	Counterparty	Credit Ratings											Subjective Overlay													
		Fitch Rating					Moody's Ratings				S&P Ratings		CDS Data													
		Fitch L Term Status	L Term	Fitch S Term Status	S Term	Fitch Indiv Status	Support	Moody's L Term Status	L Term	Moody's S Term Status	S Term	Moody's FSR Status	FSR	S&P L Term Status	L Term	S&P S Term Status	S Term	Suggested Duration	Suggested Duration (Watch/Outlook Adjusted)	01/07/2011	Week % Change	1 Month % Change	3 Month % Change	6 Month % Change	CDS Status	Suggested Duration (CDS Adjusted)
	 Australia	SB	AA+				SB	Aaa					SB	AAA				Not Applicable	Not Applicable	55.0	1.1%	11.1%	6.9%	9.7%	In Range	Not Applicable
(I)	Australia and New Zealand Banking Group Ltd	PO	AA-	F1+	B	1	SB	Aa2	P-1	SB	B-	SB	AA	A-1+				O - 12mths	O - 12mths	123.9	0.7%	14.8%	19.1%	17.4%	In Range	O - 12mths
	Commonwealth Bank of Australia	SB	AA	F1+	A/B	1	SB	Aa2	P-1	SB	B-	SB	AA	A-1+				P - 24 mths	P - 24 mths	123.3	0.2%	14.3%	18.5%	17.4%	In Range	P - 24 mths
(I) ♦	Macquarie Bank Limited	SB	A+	F1	B	3	NO	A1	P-1	NO	C+	SB	A	A-1				G - 3 mths	G - 3 mths	170.5	0.1%	17.1%	1.0%	-14.0%	Monitoring	N/C - 0 mths
	National Australia Bank Ltd	SB	AA	F1+	B	1	SB	Aa2	P-1	SB	B-	SB	AA	A-1+				O - 12mths	O - 12mths	123.3	0.1%	14.4%	18.5%	16.8%	In Range	O - 12mths
	Westpac Banking Corporation	SB	AA	F1+	A/B	1	SB	Aa2	P-1	SB	B-	SB	AA	A-1+				P - 24 mths	P - 24 mths	123.7	-0.3%	14.6%	18.8%	17.3%	In Range	P - 24 mths
(I)	 Belgium	NO	AA+				SB	Aa1				NO	AA+					Not Applicable	Not Applicable	142.7	-17.2%	-2.6%	7.6%	-35.1%	In Range	Not Applicable
(I)	Fortis Bank	SB	A+	F1+	C/D	1	SB	A1	P-1	NO	C-	NO	AA	A-1+				R - 6 mths	G - 3 mths	119.0	-9.6%	2.4%	21.4%	-1.5%	In Range	G - 3 mths
(I) ♦	KBC Bank NV	SB	A	F1	C/D	1	NO	Aa3	P-1	NO	C+	SB	A	A-1				G - 3 mths	G - 3 mths	189.6	3.3%	3.2%	-6.2%	-0.4%	Monitoring	N/C - 0 mths
	 Canada	SB	AAA				SB	Aaa				SB	AAA					Not Applicable	Not Applicable							Not Applicable
(I)	Bank of Montreal	SB	AA-	F1+	B	1	RD	Aa2	P-1	RD	B-	SB	A+	A-1				O - 12mths	R - 6 mths							No Data Available
	Bank of Nova Scotia	SB	AA-	F1+	B	1	SB	Aa1	P-1	SB	B	SB	AA-	A-1+				O - 12mths	O - 12mths							No Data Available
(I)	Canadian Imperial Bank of Commerce	SB	AA-	F1+	B	1	NO	Aa2	P-1	NO	B-	SB	A+	A-1				O - 12mths	O - 12mths							No Data Available
	National Bank of Canada	SB	A+	F1	B	2	SB	Aa2	P-1	SB	B-	SB	A	A-1				R - 6 mths	R - 6 mths							No Data Available
(I)	Royal Bank of Canada	SB	AA	F1+	A/B	1	SB	Aa1	P-1	SB	B	PO	AA-	A-1+				P - 24 mths	P - 24 mths							No Data Available
(I)	Toronto Dominion Bank	SB	AA-	F1+	B	1	NO	Aaa	P-1	NO	B+	PO	AA-	A-1+				P - 24 mths	P - 24 mths							No Data Available
	 Denmark	SB	AAA				SB	Aaa				SB	AAA					Not Applicable	Not Applicable	44.6	3.2%	50.0%	20.7%	-2.8%	In Range	Not Applicable
(I)	Danske Bank As	NO	A+	F1	B/C	1	NO	A2	P-1	NO	C	NO	A	A-1				G - 3 mths	G - 3 mths	136.5	11.0%	19.3%	18.6%	17.1%	In Range	G - 3 mths
	 Finland	SB	AAA				SB	Aaa				SB	AAA					Not Applicable	Not Applicable	35.7	-10.1%	29.0%	25.5%	6.4%	In Range	Not Applicable
1	Nordea Bank Finland plc	SB	AA-	F1+	B	1	SB	Aa2	P-1	SB	C+	SB	AA-	A-1+				O - 12mths	O - 12mths							No Data Available
	 France	SB	AAA				SB	Aaa				SB	AAA					Not Applicable	Not Applicable	79.3	-12.0%	9.7%	8.4%	-26.1%	In Range	Not Applicable
(I)	BNP Paribas	SB	AA-	F1+	B	1	RD	Aa2	P-1	RD	B-	NO	AA	A-1+				O - 12mths	O - 12mths	113.1	-9.7%	2.9%	23.8%	-1.2%	In Range	O - 12mths
2 (I)	CALYON Corporate and Investment Bank	SB	AA-	F1+	C	1	RD	Aa3	P-1	SB	D	SB	A+	A-1				G - 3 mths	G - 3 mths	130.4	-15.7%	-10.4%	2.0%	-17.0%	In Range	G - 3 mths

	Counterparty	Credit Ratings														Subjective Overlay												
		Fitch Rating						Moody's Ratings					S&P Ratings			CDS Data												
		Fitch Term Status	L Term	Fitch S Term Status	S Term	Fitch Indiv Status	Indiv	Fitch Support Status	Support	Moody's L Term Status	L Term	Moody's S Term Status	S Term	Moody's FSR Status	FSR	S&P L Term Status	L Term	S&P S Term Status	S Term	Suggested Duration	Suggested Duration (Watch/ Outlook Adjusted)	01/07/2011	Week % Change	1 Month % Change	3 Month % Change	6 Month % Change	CDS Status	Suggested Duration (CDS Adjusted)
3	Credit Industriel et Commercial	SB	AA-		F1+		B/C	1	SB	Aa3		P-1	SB	C-	SB	A+		A-1	R - 6 mths	R - 6 mths								No Data Available
(I)	Credit Agricole SA	SB	AA-		F1+			1	RD	Aa1		P-1	RD	C+	SB	A+		A-1	O - 12mths	R - 6 mths	134.4	-14.6%	-7.2%	8.4%	-19.9%	In Range	R - 6 mths	
(I)	Societe Generale	SB	A+		F1+		B/C	1	RD	Aa2		P-1	RD	C+	SB	A+		A-1	R - 6 mths	R - 6 mths	132.7	-14.6%	-2.7%	9.3%	-17.0%	In Range	R - 6 mths	
	Germany		SB	AAA					SB	Aaa					SB	AAA			Not Applicable	Not Applicable	42.1	-6.7%	11.0%	-2.5%	-28.8%	In Range	Not Applicable	
(I) ♦	Commerzbank AG	SB	A+		F1+		C	1	SB	A2		P-1	NO	C-	NO	A		A-1	G - 3 mths	G - 3 mths	162.5	-8.8%	4.4%	15.8%	10.5%	Monitoring	N/C - 0 mths	
(I)	Deutsche Bank AG	NO	AA-		F1+		B/C	1	SB	Aa3		P-1	SB	C+	SB	A+		A-1	R - 6 mths	R - 6 mths	97.7	-9.4%	1.9%	6.2%	-7.3%	In Range	R - 6 mths	
	DZ Bank AG (Deutsche Zentral-Genossenschaftsbank)	SB	A+		F1+		B/C	1	SB	Aa3		P-1	SB	C-	SB	A+		A-1	R - 6 mths	R - 6 mths							No Data Available	
(I) ♦	Landesbank Baden Wuerttemberg	SB	A+		F1+		C/D	1	RD	Aa2		P-1	NO	C-					R - 6 mths	G - 3 mths	168.3	0.6%	12.4%	-5.6%	5.5%	Monitoring	N/C - 0 mths	
(I)	Landesbank Berlin AG	SB	AA-		F1+		C/D	1	RD	A1		P-1	SB	D+					G - 3 mths	G - 3 mths							No Data Available	
(I)	Landesbank Hessen-Thueringen Girozentrale (Helaba)	SB	A+		F1+			1	RD	Aa2		P-1	SB	C-	SB	A		A-1	G - 3 mths	G - 3 mths							No Data Available	
	Landwirtschaftliche Rentenbank	SB	AAA		F1+			1	SB	Aaa		P-1			SB	AAA		A-1+	O - 12mths	O - 12mths							No Data Available	
(I)	Norddeutsche Landesbank Girozentrale	SB	A		F1		C/D	1	RD	Aa2		P-1	NO	C-	NO	A-		A-2	G - 3 mths	N/C - 0 mths	164.7	0.0%	10.3%	8.1%	-2.5%	Monitoring	N/C - 0 mths	
(I)	UniCredit Bank AG	SB	A+		F1+		C	1	RD	A1		P-1	SB	C-	SB	A		A-1	G - 3 mths	G - 3 mths	95.1	-6.7%	2.0%	4.8%	-11.3%	In Range	G - 3 mths	
	Hong Kong		SB	AA+					PO	Aa1					SB	AAA			Not Applicable	Not Applicable	57.0	-2.0%	29.1%	35.7%	27.5%	In Range	Not Applicable	
	Hong Kong and Shanghai Banking Corporation Ltd	SB	AA		F1+		A/B	1	SB	Aa1		P-1	B+	SB	AA		A-1+	P - 24 mths	P - 24 mths								No Data Available	
	Italy		SB	AA-					RD	Aa2				NO	A+				Not Applicable	Not Applicable	178.4	-13.3%	10.4%	26.3%	-25.0%	In Range	Not Applicable	
(I)	Banca IMI SpA	SB	AA-		F1+			1	RD	Aa3		P-1	SB	C-	NO	A+		A-1	G - 3 mths	G - 3 mths							No Data Available	
(I) ♦4	Intesa Sanpaolo	SB	AA-		F1+		B	1	RD	Aa3		P-1	SB	C+	NO	A+		A-1	R - 6 mths	R - 6 mths	163.3	-14.0%	9.1%	7.1%	5.7%	Monitoring	G - 3 mths	
(I) ♦5	UniCredit SpA	SB	A		F1		B/C	1	RD	Aa3		P-1	RD	C	SB	A		A-1	G - 3 mths	G - 3 mths	206.2	-7.2%	23.9%	17.1%	4.5%	Out Of Range	N/C - 0 mths	
	Japan		NO	AA					RD	Aa2				NO	AA-				Not Applicable	Not Applicable	89.9	-1.0%	4.1%	-7.6%	24.4%	In Range	Not Applicable	
(I)	Bank of Tokyo Mitsubishi UFJ	SB	A		F1		B/C	1	RD	Aa2		P-1	SB	C	SB	A+		A-1	N/C - 0 mths	N/C - 0 mths	101.8	4.7%	7.7%	-6.6%	43.5%	In Range	N/C - 0 mths	
(I)	Chiba Bank, Ltd.	WD		WD	WD		WD		RD	A1	RD	P-1	SB	C	SB	A		A-1	N/C - 0 mths	N/C - 0 mths							No Data Available	
(I)	Mitsubishi UFJ Trust and Banking Corporation	SB	A		F1		B/C	1	RD	Aa2		P-1	SB	C	SB	A+		A-1	N/C - 0 mths	N/C - 0 mths							No Data Available	
(I)	Mizuho Corporate Bank Ltd	SB	A		F1		C/D	1	RD	Aa3		P-1	SB	D+	SB	A+		A-1	N/C - 0 mths	N/C - 0 mths	153.9	8.0%	13.2%	3.8%	101.8%	Monitoring	N/C - 0 mths	
(I)	Norinchukin Bank				WD		WD		RD	Aa3		P-1	SB	C-	SB	A+		A-1	N/C - 0 mths	N/C - 0 mths							No Data Available	
(I)	Sumitomo Trust & Banking Co Ltd	SB	A		F1		B/C	1	RD	Aa3		P-1	SB	C	SB	A+		A-1	N/C - 0 mths	N/C - 0 mths							No Data Available	
	Kuwait		SB	AA					SB	Aa2					SB	AA-			Not Applicable	Not Applicable								Not Applicable

Counterparty	Credit Ratings															Subjective Overlay											
	Fitch Rating					Moody's Ratings					S&P Ratings					CDS Data											
	Fitch LT Term Status	L Term	Fitch ST Term Status	S Term	Fitch IFRS Status	Indiv	Fitch Support Status	Support	Moody's LT Term Status	L Term	Moody's ST Term Status	S Term	Moody's IFRS Status	FSR	S&P LT Term Status	L Term	S&P ST Term Status	S Term	Suggested Duration	Suggested Duration (Watch/ Outlook Adjusted)	01/07/2011	Week % Change	1 Month % Change	3 Month % Change	6 Month % Change	CDS Status	Suggested Duration (CDS Adjusted)
National Bank of Kuwait	SB	AA-		F1+			1	SB	Aa3		P-1	SB	C	SB	A+		A-1	R - 6 mths	R - 6 mths								No Data Available
Luxembourg	SB	AAA						SB	Aaa					SB	AAA			Not Applicable	Not Applicable								Not Applicable
Banque et Caisse d'Epargne de l'Etat								SB	Aaa		P-1	SB	C+	SB	AA+		A-1+	O - 12mths	O - 12mths								No Data Available
Clearstream Banking	SB	AA		F1+			1							SB	AA		A-1+	O - 12mths	O - 12mths								No Data Available
Netherlands	SB	AAA						SB	Aaa					SB	AAA			Not Applicable	Not Applicable	39.4	-0.9%	34.1%	4.5%	-37.4%	In Range	Not Applicable	
Bank Nederlandse Gemeenten	SB	AAA		F1+			1	SB	Aaa		P-1	SB	A	SB	AAA		A-1+	P - 24 mths	P - 24 mths								No Data Available
(I) 6 Cooperatieve Centrale Raiffeisen Boerenleenbank BA	SB	AA+		F1+		A/B	1	NO	Aaa		P-1	NO	B+	NO	AAA		A-1+	P - 24 mths	P - 24 mths	68.7	-0.3%	9.8%	12.0%	-16.0%	In Range	P - 24 mths	
(I) ING Bank NV	SB	A+		F1+		C	1	SB	Aa3		P-1	NO	C+	SB	A+		A-1	R - 6 mths	R - 6 mths	109.7	-6.1%	3.3%	8.8%	-24.1%	In Range	R - 6 mths	
Norway	SB	AAA						SB	Aaa					SB	AAA			Not Applicable	Not Applicable	20.7	-9.5%	29.1%	-4.3%	-10.8%	In Range	Not Applicable	
7 DnB NOR Bank	SB	A+		F1		B	1	SB	Aa3		P-1	SB	C	SB	A+		A-1	R - 6 mths	R - 6 mths								No Data Available
Qatar								SB	Aa2					SB	AA			Not Applicable	Not Applicable	96.9	-6.8%	-0.6%	-10.6%	9.6%	In Range	Not Applicable	
Qatar National Bank	SB	A+		F1		B/C	1	SB	Aa3		P-1		C-	SB	A+		A-1	R - 6 mths	R - 6 mths								No Data Available
Saudi Arabia	SB	AA-						SB	Aa3					SB	AA-			Not Applicable	Not Applicable								No Data Available
Arab National Bank	SB	A		F1		B/C	1	SB	A1		P-1	SB	C	SB	A		A-1	G - 3 mths	G - 3 mths								No Data Available
♦ Riyadh Bank	SB	A+		F1		B/C	1	SB	A1		P-1	SB	C	SB	A+		A-1	G - 3 mths	G - 3 mths	213.9	0.0%	0.0%	0.0%	0.0%	Out Of Range	N/C - 0 mths	
Samba Financial Group	SB	A+		F1		B/C	1	SB	Aa3		P-1	SB	C+	SB	A+		A-1	R - 6 mths	R - 6 mths								No Data Available
Singapore	SB	AAA						SB	Aaa					SB	AAA			Not Applicable	Not Applicable								Not Applicable
8 DBS Bank Ltd	SB	AA-		F1+		B	1	SB	Aa1		P-1	SB	B	SB	AA-		A-1+	O - 12mths	O - 12mths	57.8	4.5%	7.4%	19.7%	22.2%	In Range	O - 12mths	
Oversea Chinese Banking Corporation Ltd	SB	AA-		F1+		B	1	SB	Aa1		P-1	SB	B	SB	A+		A-1	O - 12mths	O - 12mths	57.8	4.5%	7.4%	19.7%	14.9%	In Range	O - 12mths	
United Overseas Bank Ltd	SB	AA-		F1+		B	1	SB	Aa1		P-1	SB	B	SB	A+		A-1	O - 12mths	O - 12mths	57.8	4.5%	7.4%	19.7%	14.9%	In Range	O - 12mths	
(I) Spain	NO	AA+						NO	Aa2					NO	AA			Not Applicable	Not Applicable	267.3	-10.5%	6.2%	17.4%	-23.1%	Out Of Range	Not Applicable	
(I) Banco Bilbao Vizcaya Argentaria	SB	AA-		F1+		B	1	NO	Aa2		P-1	NO	B-	NO	AA		A-1+	N/C - 0 mths	N/C - 0 mths	238.7	-12.4%	-0.1%	18.5%	-10.5%	Out Of Range	N/C - 0 mths	
(I) Banco Popular Espanol	SB	A		F1		B/C	2	NO	A2		P-1	NO	C-	NO	A-		A-2	N/C - 0 mths	N/C - 0 mths	313.7	0.0%	0.0%	-10.6%	-29.4%	Out Of Range	N/C - 0 mths	
(I) ♦ Banco Santander	SB	AA		F1+		A/B	1	NO	Aa2		P-1	NO	B-	NO	AA		A-1+	P - 24 mths	O - 12mths	223.1	-13.8%	-1.6%	16.4%	-10.3%	Out Of Range	N/C - 0 mths	
(I) Confederacion Espanola de Cajas de Ahorros	NO	A+		F1		B/C	2	NO	A1		P-1	NO	C	NO	A		A-1	N/C - 0 mths	N/C - 0 mths								No Data Available

	Counterparty	Credit Ratings													Subjective Overlay													
		Fitch Rating					Moody's Ratings					S&P Ratings			CDS Data													
		Fitch LT Term Status	L Term	Fitch ST Term Status	S Term	Fitch Bank Status	Indiv	Fitch Support Status	Support	Moody's LT Term Status	L Term	Moody's ST Term Status	S Term	Moody's FSR Status	FSR	S&P LT Term Status	L Term	S&P ST Term Status	S Term	Suggested Duration	Suggested Duration (Watch/Outlook Adjusted)	01/07/2011	Week % Change	1 Month % Change	3 Month % Change	6 Month % Change	CDS Status	Suggested Duration (CDS Adjusted)
	Sweden 	SB	AAA					SB	Aaa					SB	AAA				Not Applicable	Not Applicable	28.1	-2.0%	21.2%	5.7%	-18.1%	In Range	Not Applicable	
9	Nordea Bank AB	SB	AA-		F1+	B	1	SB	Aa2		P-1	SB	C+	SB	AA-		A-1+		O - 12mths	O - 12mths							No Data Available	
10	Skandinaviska Enskilda Banken AB	SB	A+		F1	B	1	SB	A1		P-1	SB	C-	SB	A		A-1		G - 3 mths	G - 3 mths	83.1	-0.8%	4.6%	-2.0%	-1.4%	In Range	G - 3 mths	
11	Swedbank AB	SB	A		F1	B/C	1	SB	A2		P-1	SB	C-	SB	A		A-1		G - 3 mths	G - 3 mths	94.7	3.5%	16.5%	8.3%	4.3%	In Range	G - 3 mths	
	Svenska Handelsbanken AB	SB	AA-		F1+	B	1	SB	Aa2		P-1	SB	C+	SB	AA-		A-1+		O - 12mths	O - 12mths	58.7	8.6%	12.0%	2.2%	6.0%	In Range	O - 12mths	
	Switzerland 	SB	AAA					SB	Aaa					SB	AAA				Not Applicable	Not Applicable							Not Applicable	
(1) 12	Credit Suisse	SB	AA-		F1+	B	1	NO	Aa1		P-1	NO	B	SB	A+		A-1		O - 12mths	O - 12mths	99.3	-8.0%	-0.9%	11.7%	-0.8%	In Range	O - 12mths	
(1)	UBS AG	SB	A+		F1+	UP	B/C	1	NO	Aa3		P-1	NO	C	SB	A+		A-1		R - 6 mths	R - 6 mths	100.5	-8.7%	0.4%	14.2%	0.1%	In Range	R - 6 mths
	U.A.E 							SB	Aa2					SB	AA				Not Applicable	Not Applicable							Not Applicable	
	National Bank of Abu Dhabi	SB	AA-		F1+	B/C	1	SB	Aa3		P-1	SB	C	SB	A+		A-1		R - 6 mths	R - 6 mths							No Data Available	
	U.K 	SB	AAA					SB	Aaa					SB	AAA				Not Applicable	Not Applicable	61.1	-10.0%	6.2%	17.5%	-17.1%	In Range	Not Applicable	
13	Bank of New York Mellon (International) Ltd	SB	AA-		F1+		1												O - 12mths	O - 12mths							No Data Available	
(1)	Barclays Bank plc	SB	AA-		F1+	B	1	NO	Aa3		P-1	SB	C	NO	AA-		A-1+		O - 12mths	R - 6 mths	125.9	-11.6%	-7.1%	7.4%	4.3%	In Range	R - 6 mths	
14	Cater Allen																		O - 12mths	R - 6 mths							G - 3 mths	
(1)	Citibank International Plc	NW	A+	NW	F1+		1	NO	A2		P-1	SB	C-	NO	A+		A-1		G - 3 mths	N/C - 0 mths							No Data Available	
(1) 15	Clydesdale Bank	SB	AA-		F1+	C	1	RD	A1		P-1	SB	C-	NO	A+		A-1		G - 3 mths	G - 3 mths							No Data Available	
(1)	Co-operative Bank Plc	SB	A-		F2	B/C	3	RD	A2	RD	P-1	SB	D+						N/C - 0 mths	N/C - 0 mths							No Data Available	
(1) 16	Credit Suisse International	SB	AA-		F1+		1	NO	Aa1		P-1			SB	A+		A-1		O - 12mths	O - 12mths							No Data Available	
	Crown Agents Bank Ltd	SB	A		F1	B/C	2												G - 3 mths	G - 3 mths							No Data Available	
17	DB UK Bank Limited							SB	A2		P-1	SB	C+						G - 3 mths	G - 3 mths							No Data Available	
	HFC Bank Ltd	SB	AA-		F1+		1		A3		P-1								O - 12mths	O - 12mths							No Data Available	
(1)	HSBC Bank plc	SB	AA		F1+	B	1	NO	Aa2		P-1	NO	C+	SB	AA		A-1+		O - 12mths	O - 12mths	76.1	-6.0%	-1.1%	-2.7%	-14.6%	In Range	O - 12mths	
(1)	MBNA Europe Bank	NW	A+	NW	F1+		1												O - 12mths	R - 6 mths							No Data Available	
	Northern Rock plc	SB	BBB+		F2	C	2							SB	A-		A-2		N/C	N/C							No Data Available	
(1) 20	Santander UK plc	SB	AA-		F1+	B	1	RD	Aa3		P-1	SB	C-	NO	AA		A-1+		O - 12mths	R - 6 mths	167.3	-3.6%	6.3%	7.0%	-7.3%	Monitoring	G - 3 mths	
	Standard Chartered Bank	SB	AA-		F1+	B	1	SB	A1		P-1	SB	B-	SB	A+		A-1		R - 6 mths	R - 6 mths	96.6	-4.5%	6.6%	6.1%	4.2%	In Range	R - 6 mths	
(1)	Sumitomo Mitsui Banking Corporation Europe Ltd	SB	A		F1	C	1	RD	Aa2		P-1	SB	C	SB	A+		A-1		G - 3 mths	G - 3 mths	102.0	5.2%	6.3%	-10.4%	78.9%	In Range	G - 3 mths	
(1)	UBS Ltd	SB	A+		F1+		1	NO	Aa3		P-1			SB	A+		A-1		O - 12mths	O - 12mths							No Data Available	

	Counterparty	Credit Ratings													Subjective Overlay													
		Fitch Rating					Moody's Ratings					S&P Ratings			CDS Data													
		Fitch S Term Status	L Term	Fitch S Term Status	S Term	Fitch Indeb Status	Indiv	Fitch Support Status	Support	Fitch L Term Status	L Term	Fitch S Term Status	S Term	Fitch FSR Status	FSR	S&P L Term Status	L Term	S&P S Term Status	S Term	Suggested Duration	Suggested Duration (Watch/ Outlook Adjusted)	01/07/2011	Week % Change	1 Month % Change	3 Month % Change	6 Month % Change	CDS Status	Suggested Duration (CDS Adjusted)
(I)	U.S.A	USA	SB	AAA					SB	Aaa				NO	AAA				Not Applicable	Not Applicable	49.9	-6.0%	3.8%	6.9%	20.2%	In Range	Not Applicable	
(I)	Bank of America, N.A.		NW	A+	NW	F1+	B/C	NW	1	RD	Aa3	P-1	SB	C-	NO	A+	A-1		R - 6 mths	G - 3 mths							No Data Available	
(I) 18	Bank of New York Mellon, The		SB	AA-		F1+	A/B	NW	1	NO	Aaa	P-1		B+	SB	AA	A-1+		P - 24 mths	P - 24 mths							No Data Available	
(I)	Citibank, N.A.		NW	A+	NW	F1+	B/C	NW	1	RD	A1	P-1	SB	C-	NO	A+	A-1		R - 6 mths	N/C - 0 mths							No Data Available	
(I) 19	Deutsche Bank Trust Company Americas		NO	AA-		F1+			1	RD	Aa3	P-1	RD	C	SB	A	A-1		R - 6 mths	G - 3 mths							No Data Available	
(I)	HSBC Bank USA, N.A.		SB	AA		F1+	B/C		1	NO	Aa3	P-1	NO	C	SB	AA	A-1+		O - 12mths	R - 6 mths							No Data Available	
(I)	JP Morgan Chase Bank NA		SB	AA-		F1+	B	NW	1	NO	Aa1	P-1	NO	B	SB	AA-	A-1+		O - 12mths	O - 12mths	77.6	-12.7%	0.6%	13.2%	-8.4%	In Range	O - 12mths	
(I)	Northern Trust Company		SB	AA-		F1+	B	NW	3	SB	Aa3	P-1	SB	B	SB	AA	A-1+		R - 6 mths	R - 6 mths							No Data Available	
(I)	State Street Bank and Trust Company		SB	A+		F1+	B	NW	1	NO	Aa2	P-1	NO	B	SB	AA-	A-1+		O - 12mths	R - 6 mths							No Data Available	
(I)	Wells Fargo Bank NA		SB	AA-		F1+	B	NW	1	RD	Aa2	P-1	SB	C+	NO	AA	A-1+		O - 12mths	R - 6 mths	91.4	-17.0%	8.7%	18.8%	-12.5%	In Range	R - 6 mths	
UK BUILDING SOCIETIES																												
(I)	Coventry BS		SB	A		F1	B		5	RD	A3	P-2	SB	C-					N/C - 0 mths	N/C - 0 mths								No Data Available
(I)	Leeds BS		SB	A		F1	B/C		5	SB	A2	P-1	NO	C+					N/C - 0 mths	N/C - 0 mths							No Data Available	
(I)	Nationwide BS		NO	AA-		F1+	B		1	RD	Aa3	RD	P-1	SB	C-	NO	A+	A-1		R - 6 mths	R - 6 mths	150.1	-2.0%	8.9%	5.9%	-5.6%	In Range	R - 6 mths
(I)	Newcastle BS		NO	BBB-		F3	C/D		5	RD	Baa2	RD	P-2	NO	D-				N/C - 0 mths	N/C - 0 mths							No Data Available	
(I)	Norwich and Peterborough BS		PW	BBB+		F2	PW	C	5	RD	Baa2	RD	P-2	SB	D-				N/C - 0 mths	N/C - 0 mths							No Data Available	
(I)	Nottingham BS									RD	A3	RD	P-2	NO	C-				N/C - 0 mths	N/C - 0 mths							No Data Available	
(I)	Principality BS		SB	BBB+		F2	C		5	RD	Baa2	RD	P-2	NO	D-				N/C - 0 mths	N/C - 0 mths							No Data Available	
(I)	Skipton BS		SB	A-		F2	B/C		5	RD	Baa1	RD	P-2	NO	D+				N/C - 0 mths	N/C - 0 mths							No Data Available	
(I)	West Bromwich BS		NO	BBB-		F3	C/D		5	RD	Baa3	RD	P-3	SB	E+				N/C - 0 mths	N/C - 0 mths							No Data Available	
(I)	Yorkshire BS		SB	A-		F2	B/C		5	RD	Baa1	RD	P-2		D+	SB	A-	A-2		N/C - 0 mths	N/C - 0 mths	159.7	9.9%	9.9%	-5.3%	-1.4%	Monitoring	N/C - 0 mths
AAA Rated																												
	Collateralised LA Deposit*			AAA							Aaa					AAA				Y - 60 mths	Y - 60 mths							No Data Available
	Multilateral Development Banks			AAA							Aaa					AAA				Y - 60 mths	Y - 60 mths							No Data Available
	Supranationals			AAA							Aaa					AAA				Y - 60 mths	Y - 60 mths							No Data Available
	UK Gilts			AAA							Aaa					AAA				Y - 60 mths	Y - 60 mths							No Data Available
	* This is an assumed rating on the basis that all collateral is LA LOBOs which is government risk																											

	Counterparty	Credit Ratings													Subjective Overlay															
		Fitch Rating						Moody's Ratings					S&P Ratings		CDS Data															
		Fitch L Term Status	L Term	Fitch S Term Status	S Term	Fitch Infrn Status	Indiv	Fitch Support Status	Support	Moody's L Term Status	L Term	Moody's S Term Status	S Term	Moody's FSR Status	FSR	S&P L Term Status	L Term	S&P S Term Status	S Term	Suggested Duration	Suggested Duration (Watch/Outlook Adjusted)	01/07/2011	Week % Change	1 Month % Change	3 Month % Change	6 Month % Change	CDS Status	Suggested Duration (CDS Adjusted)		
NATIONALISED AND PART NATIONALISED BANKS																														
(I)	Lloyds Banking Group plc	SB	AA-		F1+		C		1	RD	A1				SB	A		A-1											Not Applicable	
(I)	Bank of Scotland Plc	SB	AA-		F1+		C		1	RD	Aa3		P-1	SB	D+	SB	A+		A-1			B - 12 mths	B - 12 mths						Not Applicable	
(I)	Lloyds TSB Bank Plc	SB	AA-		F1+		C		1	RD	Aa3		P-1	SB	C-	SB	A+		A-1			B - 12 mths	B - 12 mths	211.0	-8.8%	4.7%	15.8%	2.7%		Not Applicable
(I)	Royal Bank of Scotland Group plc	SB	AA-		F1+	UP	C		1	RD	A1		P-1		SB	A		A-1											Not Applicable	
(I)	National Westminster Bank Plc	SB	AA-		F1+				1	RD	Aa3		P-1	SB	C-	SB	A+		A-1			B - 12 mths	B - 12 mths							Not Applicable
(I)	The Royal Bank of Scotland Plc	SB	AA-		F1+	UP	C		1	RD	Aa3		P-1	SB	C-	SB	A+		A-1			B - 12 mths	B - 12 mths	218.0	-6.4%	8.4%	16.0%	1.2%		Not Applicable
(I)	Ulster Bank Ltd	SB	A+		F1+		E		1	RD	A2	RD	P-1	NO	D-	NW	BBB+	NW	A-2			B - 12 mths	B - 12 mths							Not Applicable

Key

- Newly included on, or deleted from, the list OR Changes to ratings which have a significant effect
- Change to ratings
- (!) Ratings on Rating Watch / Rating Alert / Rating Outlook
- New rating/ affirmation of rating
- × Ratings withdrawn
- ↕ Change of duration based on CDS overlay

60 Months	Y
24 Months	P
12 Months	B
12 Months	O
6 Months	R
3 Months	G
0 Months	N/C

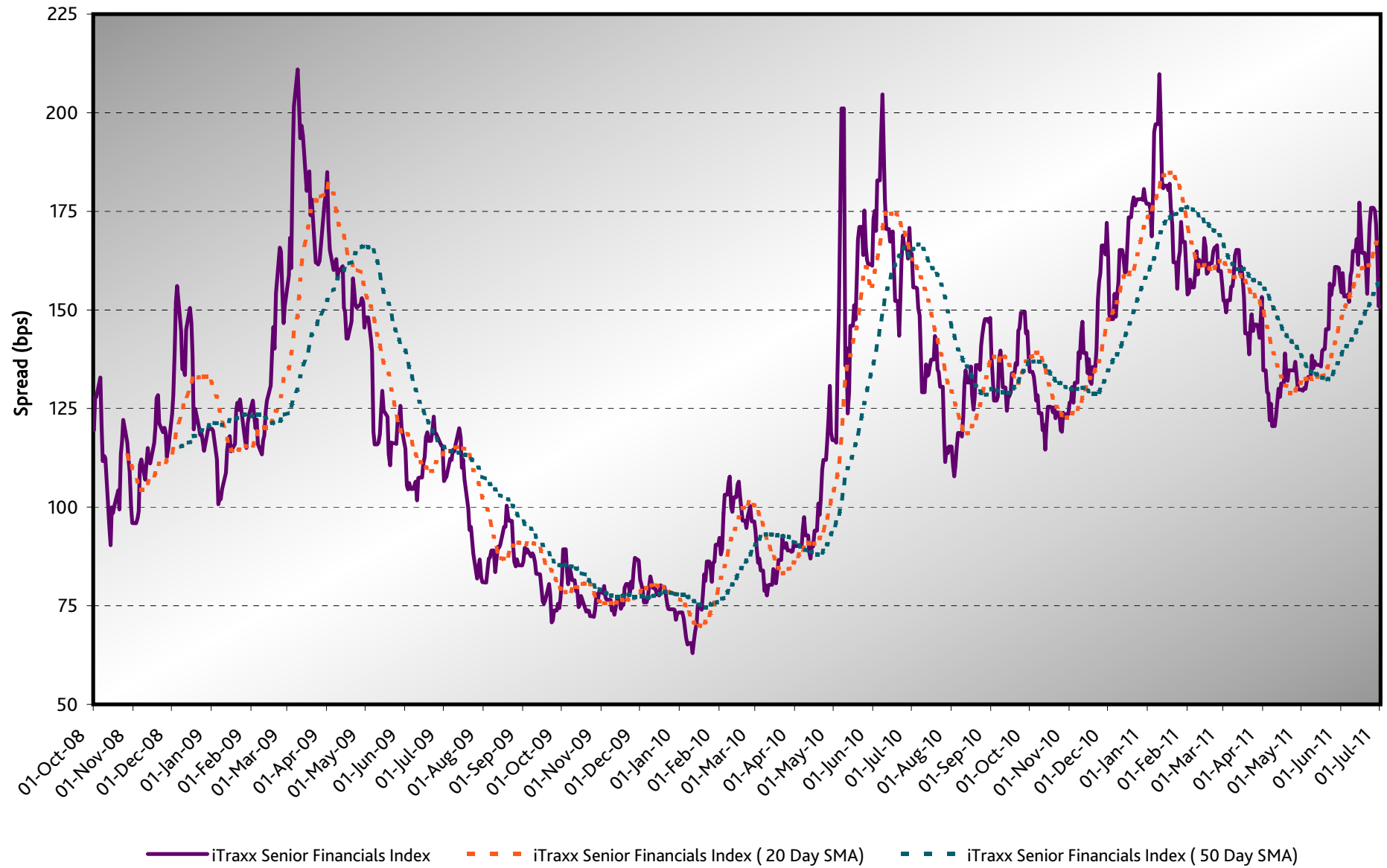
<p>NO Negative Outlook NW Negative Watch DG Downgrade RD Under Review for Possible Downgrade PO Positive Outlook PW Positive Watch UP Upgrade RU Under Review for Possible Upgrade SB Stable Outlook EW Evolving Watch EO Evolving Outlook WD Rating Withdrawn DO Developing Outlook UN Direction Uncertain</p>	<p>DG NO Downgrade & Negative Outlook DG NW Downgrade & Negative Watch DG RD Downgrade & Under Review For Possible Downgrade DG SB Downgrade & Stable Outlook DG EW Downgrade & Evolving Watch DG EO Downgrade & Evolving Outlook DG DO Downgrade & Developing Outlook DG UN Downgrade & Direction Uncertain UP PO Upgrade & Positive Outlook UP PW Upgrade & Positive Watch UP RU Upgrade & Under Review For Possible Upgrade UP SB Upgrade & Stable Outlook UP EW Upgrade & Evolving Watch UP EO Upgrade & Evolving Outlook UP DO Upgrade & Developing Outlook UP UN Upgrade & Direction Uncertain</p>
--	---

DISCLAIMER: Sector Treasury Services Ltd would like to inform clients that we supply the credit ratings of financial institutions from the rating agencies. We do not advise on the groupings of such financial institutions as we believe that knowledge can only be obtained from credit rating agencies. Whilst Sector Treasury Services Ltd makes every effort to ensure that all the information it provides is accurate and complete, it does not guarantee the accuracy, completeness or the due receipt of such information and will not be held responsible for any errors therein or omissions arising there from. All information supplied by Sector Treasury Services Ltd should only be used as a factor to assist in the making of a business decision and should not be used as a sole basis for any decision. The Client should not regard the information as a substitute for the exercise by the Client of its own judgement. This document has been produced solely for the use of clients of Sector Treasury Services Ltd. The documentation itself, or any of the information contained therein, should not be disclosed to any third party without the prior written approval of Sector Treasury Services Ltd. Strictly private and confidential.

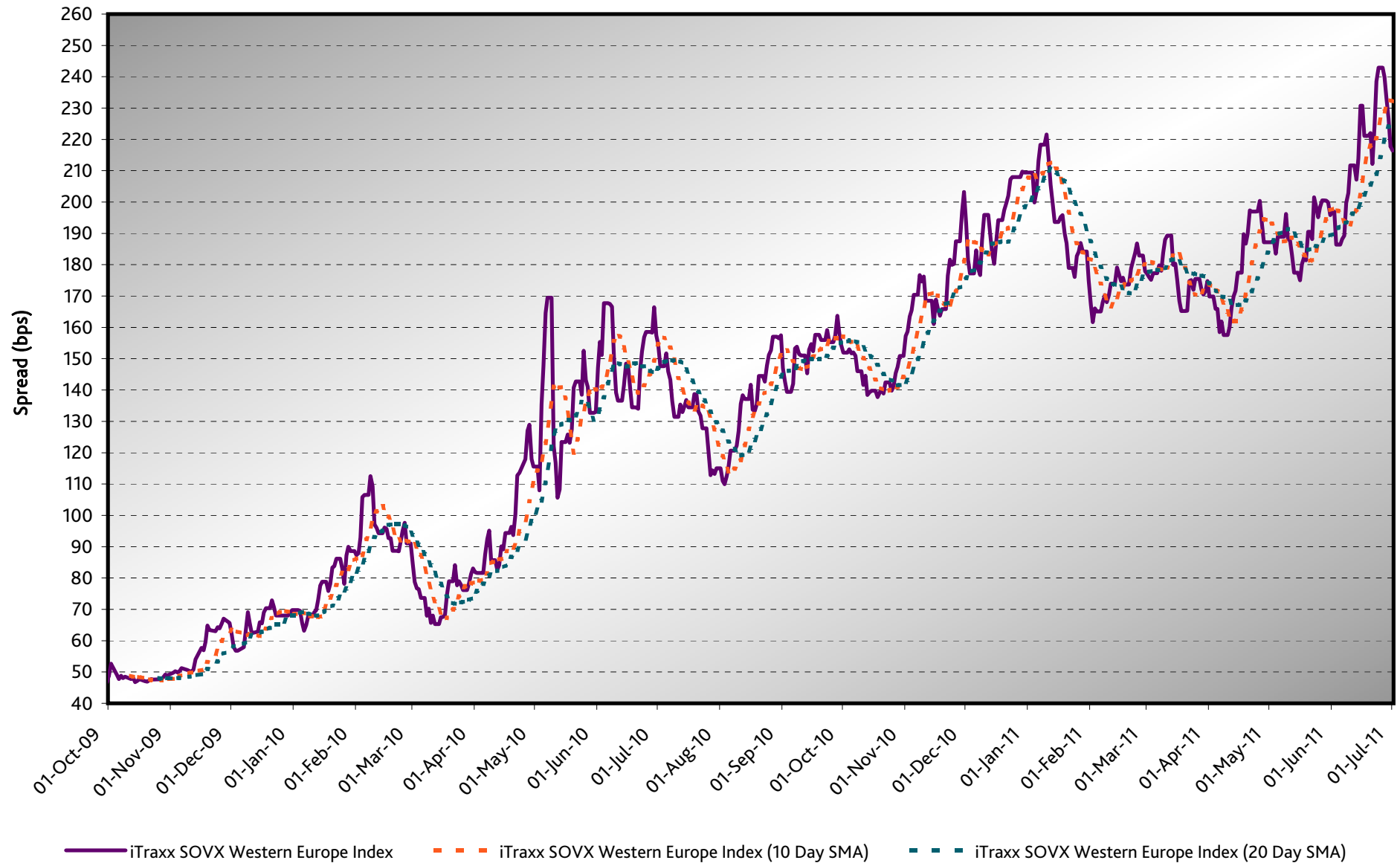
Additional Notes

Reference	Institution	Notes
1	Nordea Bank Finland Plc	Name changed from Mertia Bank Ltd.
2	CALYON Corporate and Investment Bank	Name changed from Credit Agricole Indosuez and Credit Lyonnais transferred its investment banking activities to Credit Agricole Indosuez
3	Credit Industriel et Commercial	Name changed from Compagnie Financiere de CIC et de l'Union Europeenne to CIC Group and then changed to Credit Industriel et Commercial (CIC)
4	Intesa Sanpaolo	Merger between Unicredit Banca di Roma Spa and Unicredit SpA
5	UniCredit SpA	Merger between Unicredit Banca di Roma Spa and Unicredit SpA
6	Cooperatieve Centrale Raiffeisen - Boerenleenbank BA	Also trades as Rabobank/Rabobank International/Rabobank Netherland
7	DnB NOR Bank	Merger between the former Den Norske Bank and Union Bank of Norway Jan04
8	DBS Bank Ltd	Name changed from Development Bank of Singapore Ltd
9	Nordea Bank AB	(publ) Name changed from Nordea Bank Sweden (previously Nordbanken AB)
10	Skandinaviska Enskilda Banken AB	(publ) (SEB AB)
11	Swedbank AB	Name changed from ForeningsSparbanken AB
12	Credit Suisse	Merger between Credit Suisse and Credit Suisse First Boston
13	Bank of New York Mellon (International) Ltd	Formerly, The Bank of New York Europe Ltd
14	Cater Allen	Unconditionally guaranteed by Santander UK
15	Clydesdale Bank	Yorkshire Bank is the trading entity of Clydesdale Bank
16	Credit Suisse International	Name changed from Credit Suisse First Boston International
17	DB UK Bank Limited	Name changed from Morgan Grenfell and Co Ltd
18	Bank of New York Mellon, The	Formerly Bank of New York, The
19	Deutsche Bank Trust Company Americas	Name changed from Bankers Trust Company
20	Santander UK plc	Name changed from Abbey National plc
21	UniCredit Bank AG	Name changed from Bayerische Hypo und Vereinsbank

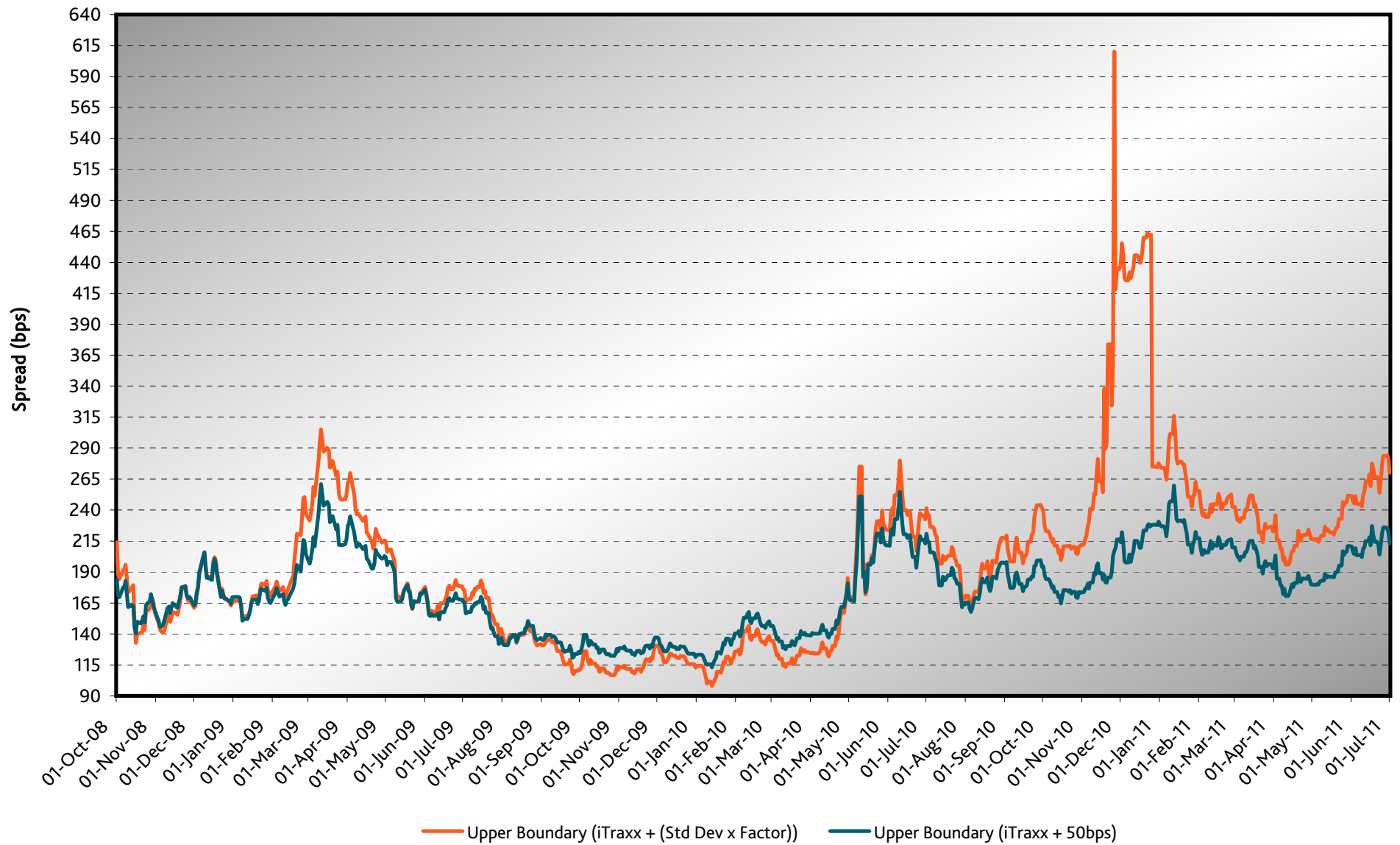
SECTOR



SECTOR



SECTOR



SECTOR

