

**MINUTES OF THE MEETING OF POWYS COUNTY COUNCIL HELD AT
COUNTY HALL, LLANDRINDOD WELLS ON
WEDNESDAY 5TH MARCH, 2014**

PRESENT: County Councillor J.H. Brunt (Chair)

County Councillors M.C. Alexander, P.J. Ashton, D. Bailey, G.R. Banks, G. Bowker, K.W. Curry, A.W. Davies, D.E. Davies, L.R.E. Davies, M.J.B. Davies, S.C. Davies, S. Davies, M.J. Dorrance, D.O. Evans, V.E. Evans, W.J. Evans, W.A. Fitzpatrick, M.R. Harris, S.M. Hayes, A. Holloway, J.C. Holmes, G.G. Hopkins, D.C. Jones, D.R. Jones, E. Michael Jones, E.M. Jones, G.M. Jones, J.R. Jones, M.J. Jones, W.T. Jones, F.H. Jump, H. Lewis, M.C. Mackenzie, D.J. Mayor, S. McNicholas, P.J. Medicott, D.W. Meredith, R.H. Mills, E.T. Morgan, J.G. Morris, W.J.T. Powell, D.R. Price, G.D. Price, G.W. Ratcliffe, K.M. Roberts-Jones, J.G. Shearer, K.S. Silk, K.F. Tampin, A.G. Thomas, D.G. Thomas, D.A. Thomas, R.G. Thomas, W.B. Thomas, T.G. Turner, G.P. Vaughan, D.H. Williams, G. Williams, J.M. Williams, S.L. Williams and A. York.

1.	APOLOGIES	CC29- 2014
-----------	------------------	-------------------

Apologies for absence were received from County Councillors L.V. Corfield, C. Davies, E.R. Davies, R.I. George, P. Harris, E.A. Jones, P.E. Lewis, G. Morgan, W.D. Powell, P.C. Pritchard and T.J. Van Rees and County Councillor R.G. Brown who was on other Council business.

2.	DECLARATIONS OF INTEREST	CC30 - 2014
-----------	---------------------------------	--------------------

The following declarations of interest were made in respect of Item 6 – Pay Policy:

County Councillor P.J. Ashton, personal non prejudicial interest as a relative is employed by PCC.

County Councillor M.J. Dorrance, personal non prejudicial interest as relatives are employed by PCC.

County Councillor W.J. Evans, personal non prejudicial interest as relatives are employed by PCC.

County Councillor G.G. Hopkins, personal non prejudicial interest as a relative is employed by PCC.

County Councillor G.W. Ratcliffe, personal non prejudicial interest as a relative has contracts with PCC.

County Councillor G.P. Vaughan, personal non prejudicial interest as a relative is employed by PCC.

County Councillor D.H. Williams, personal non prejudicial interest as a relative is employed by PCC.

The Assistant Monitoring Officer advised that officers would also need to declare an interest in respect of the Pay Policy Statement and Chief Officers would need to declare an interest and leave the room if discussion referred to their specific posts and also leave the room prior to the vote.

3.	CHAIR'S ANNOUNCEMENTS	CC31 – 2014
-----------	------------------------------	--------------------

The Chair congratulated the following Young Farmers Groups – Llanfair Caereinion, Guilsfield, Llanbadarn Fynydd and Pont Faen on their success at recent competitions. All would now be competing in the Wales Finals.

The Portfolio Holder for Education and Children's Services reminded Members of the seminar on Post 16 Education to be held on 10th March, 2014. She advised Members that a review was considered to be important at an early stage so that Members understood the issues and difficulties. It was also noted that a seminar on the Local Development Plan would be held on 17th March, 2014.

4.	CHIEF EXECUTIV'E ANNOUNCEMENTS	CC32 – 2014
-----------	---------------------------------------	--------------------

The Chief Executive had no announcements.

5.	COUNCIL TAX RESOLUTION 2014-15	CC33 – 2014
-----------	---------------------------------------	--------------------

The Portfolio Holder for Finance reminded the Council that the Council Tax resolution was based on a proposed Council Tax increase of 4.5% as recommended at the meeting of the County Council held earlier in the day.

RESOLVED

1. **THAT the revenue estimates for 2014/2015 be approved**
2. **THAT it be noted that at a meeting of the Cabinet on the 12th November 2013, the Council calculated the following amounts for the year 2014/2015 in accordance with Regulations made under Section 33 (5) of the Local Government Finance Act, 1992.**
 - (a) **being the amount calculated by the Council, in accordance with the Local Authorities (Calculation of Council Tax Base) (Wales) Regulations 1995, as amended, as its Council Tax Base for the year 2014/2015.**
 - (b) **Part of the Council's area**

Community of:

Abbeycwmhir	118.10
Aberedw	131.50
Aberhafesp	215.22
Abermule with Llandyssil	716.69
Banwy	307.81
Bausley with Criggion	349.68
Beguildy	364.15
Berriew	719.74
Betws Cedewain	219.56
Brecon	3415.19

Bronllys	381.10
Builth Wells	1040.46
Cadfarch	446.01
Caersws	690.49
Carno	346.62
Carreghofa	297.96
Castle Caereinion	278.46
Churchstoke	820.70
Cilmery	224.38
Clyro	403.46
Cray	133.17
Crickhowell	1063.41
Cwmdu and District	551.70
Disseth & Trecoed	538.40
Duhonw	150.61
Dwyrhiw	275.70
Erwood	252.65
Felinfach	371.35
Fordeu	736.98
Gladestry	222.22
Glantwymyn	635.62
Glasbury	543.72
Glascwm	261.81
Glyn Tarrell	297.86
Guilsfield	858.62
Gwernyfed	472.80
Hay-on-Wye	832.03
Honddu Isaf	216.60
Kerry	933.68
Knighton	1301.19
Llanafanfawr	229.41
Llanbadarn Fawr	330.76
Llanbadarn Fynydd	141.45
Llanbister	188.73
Llanbrynmair	480.29
Llanddew	116.03
Llanddewi Ystradenny	141.35
Llandinam	427.98
Llandrindod Wells	2252.89
Llandrinio & Arddleen	703.29
Llandysilio	536.53
Llanelwedd	186.26
Llanerfyl	208.43
LLanfair Caereinion	769.68
Llanfechain	269.59
Llanfihangel	263.98
Llanfihangel Rhydithon	118.59
Llanfrynach	333.62
Llanfyllin	682.31
Llangammarch	255.71
Llangattock	574.94
Llangedwyn	196.31
Llangorse	546.68
Llangunllo	188.63

Llangurig	377.85
Llangynidr	559.38
Llangyniew	298.16
Llangynog	191.19
Llanidloes	1152.15
Llanidloes Without	303.48
Llanigon	266.34
Llanrhaeadr ym Mochnant	580.26
Llansanffraid	674.82
Llansilin	348.10
Llanwddyn	117.61
Llanwrthwl	102.24
Llanwrtyd Wells	384.45
Llanyre	548.55
Llywel	240.64
Machynlleth	862.86
Maescar	451.77
Manafon	170.31
Meifod	686.64
Merthyr Cynog	134.95
Mochdre with Penstrowed	242.11
Montgomery	702.90
Nantmel	336.57
New Radnor	217.59
Newtown & Llanllwchaiarn	4179.05
Old Radnor	385.63
Paincastle	264.67
Pen Y Bont Fawr	247.14
Penybont & Llandegley	202.02
Presteigne & Norton	1233.81
Rhayader	894.68
St Harmon	298.16
Talgarth	703.39
Talybont-on-Usk	380.64
Tawe Uchaf	580.36
Trallong	190.60
Trefeglwys	451.62
Treflys	220.25
Tregynon	374.20
Trewern	644.88
Vale of Grwyney	482.26
Welshpool	2571.44
Whitton	201.24
Yscir	248.61
Ystradfelte	246.55
Ystradgynlais	2795.76
	<u>60,028.72</u>

being the amounts calculated by the Council in accordance with the Regulations, as the amounts of its Council Tax Base for the year 2014/2015 for dwellings in those parts of its area to which one or more special items relate.

3. THAT the following amounts be now calculated by the Council for the year 2014/2015 in accordance with Sections 32 to 36 of the Local Government Finance Act, 1992:

- (a) £414,924,501.25 being the aggregate of the amounts which the Council estimates for the items set out in Section 32 (2) (a) to (e) of the Act
- (b) £170,294,883.57 being the aggregate of the amounts which the Council estimates for the items set out in Section 32 (3) (a) to (c) of the Act
- (c) £244,629,617.68 being the amount by which the aggregate at 3(a) above exceeds the aggregate at 3(b) above, calculated by the Council, in accordance with Section 32 (4) of the Act, as its budget requirement for the year
- (d) £181,949,931.00 being the aggregate of the sums which the Council estimates will be payable for the year into its General Fund in respect of re-distributed Non Domestic Rates, Revenue Support Grant, special grant or additional grant
- (e) £1,044.16 being the amount at 3(c) above less the amount at 3(d) above, all divided by the amount at 2(a) above, calculated by the Council, in accordance with Section 33 (1) of the Act, as the basic amount of its Council Tax for the year
- (f) £2,326,813.68 being the aggregate amount of all special items referred to in Section 34 (1) of the Act
- (g) £1,005.40 being the amount at 3(e) above less the result given by dividing the amount at 3(f) above by the amount at 2(a) above, calculated by the Council, in accordance with Section 34 (2) of the Act, as the

basic amount of its Council Tax for the year for dwellings in those parts of its area to which no special item relates.

BRECKNOCK

COMMUNITY

COUNTY & COMMUNITY COUNCIL TAX BAND D

Brecon	£1,076.99
Bronllys	£1,036.89
Builth Wells	£1,047.03
Cilmery	£1,016.54
Cray	£1,027.93
Crickhowell	£1,043.96
Duhonw	£1,012.03
Erwood	£1,016.88
Felinfach	£1,022.63
Glyn Tarrell	£1,032.26
Gwernyfed	£1,024.43
Hay-on-Wye	£1,045.66
Honddu Isaf	£1,005.40
Llanafan Fawr	£1,016.30
Llanddew	£1,026.95
Cwmdu and District	£1,021.71
Llanfrynach	£1,036.19
Llangammarch	£1,031.99
Llangattock	£1,031.22
Llangorse	£1,028.27
Llangynidr	£1,030.45
Llanigon	£1,020.42
Llanwrthwl	£1,025.94
Llanwrtyd Wells	£1,048.32
Llywel	£1,031.27
Maescar	£1,031.27
Merthyr Cynog	£1,023.93
Talgarth	£1,061.56
Talybont-on-Usk	£1,031.01
Tawe Uchaf	£1,031.25
Trallong	£1,018.88
Treflys	£1,019.02
Vale of Grwyney	£1,018.88
Yscir	£1,018.37
Ystradfellte	£1,037.85
Ystradgynlais	£1,081.59

MONTGOMERYSHIRE

<u>COMMUNITY</u>	<u>COUNTY & COMMUNITY COUNCIL TAX BAND D</u>
Aberhafesp	£1,021.66
Banwy	£1,023.27
Bausley with Criggion	£1,022.84
Berriew	£1,015.82
Betws Cedewain	£1,034.32
Cadfarch	£1,016.61
Caersws	£1,032.92
Carno	£1,036.36
Carreghofa	£1,042.82
Castle Caereinion	£1,026.42
Churchstoke	£1,026.40
Dwyrhiw	£1,019.91
Forden	£1,034.35
Glantwymyn	£1,018.78
Guilsfield	£1,017.50
Kerry	£1,029.61
Llanbrynmair	£1,025.73
Llandinam	£1,027.02
Llandrinio and Arddleen	£1,027.25
Llandysilio	£1,032.61
Abermule with Llandyssil	£1,034.28
Llanerfyl	£1,017.30
LLanfair Caereinion	£1,044.38
Llanfechain	£1,025.58
Llanfihangel	£1,030.02
Llanfyllin	£1,029.06
Llangedwyn	£1,011.62
Llangurig	£1,013.34
Llangyniew	£1,023.82
Llangynog	£1,034.17
Llanidloes	£1,094.10
Llanidloes Without	£1,028.47
Llanrhaeadr ym Mochnant	£1,015.74
Llansantffraid	£1,027.63
Llansilin	£1,015.45
Llanwddyn	£1,039.41
Machynlleth	£1,098.10
Manafon	£1,023.60
Meifod	£1,022.88
Mochdre with Penstrowed	£1,031.63
Montgomery	£1,038.84
Newtown & Llanllwchaiarn	£1,075.02
Pen Y Bont Fawr	£1,025.21
Trefeglwys	£1,018.56
Tregynon	£1,029.72
Trewern	£1,030.21
Welshpool	£1,106.90

RADNORSHIRE

<u>COMMUNITY</u>	<u>COUNTY & COMMUNITY COUNCIL TAX BAND D</u>
Abbeycwmhir	£1,024.40
Aberedw	£1,010.72
Beguildy	£1,027.40
Clyro	£1,015.31
Disserth & Trecoed	£1,022.05
Gladestry	£1,016.65
Glasbury	£1,029.31
Glascwm	£1,018.14
Knighton	£1,030.76
Llanbadarn Fawr	£1,020.52
Llanbadarn Fynydd	£1,025.40
Llanbister	£1,019.97
Llanddewi Ystradenny	£1,015.30
Llandrindod Wells	£1,065.80
Llanelwedd	£1,014.53
Llanfihangel Rhydithon	£1,019.48
Llangunllo	£1,017.33
Llanyre	£1,025.40
Nantmel	£1,022.70
New Radnor	£1,028.75
Old Radnor	£1,016.08
Painscastle	£1,011.82
Penybont & Llandegley	£1,015.80
Presteigne & Norton	£1,045.40
Rhayader	£1,037.12
St Harmon	£1,019.15
Whitton	£1,016.40

being the amounts given by adding to the amount at 3(g) above the amounts of the special item or items relating to dwellings in those parts of the Council's area mentioned above divided in each case by the amount at 2(b) above, calculated by the Council, in accordance with Section 34 (3) of the Act, as the basic amounts of its Council Tax for the year for dwellings in those parts of its area to which one or more special items relate

(i) Part of the Council's area

COMMUNITY**COUNTY & COMMUNITY
COUNCIL TAX BANDS**

	A	B	C	D	E	F	G	H	I
Brecon	£717.99	£837.66	£957.32	£1,076.99	£1,316.32	£1,555.65	£1,794.98	£2,153.98	£2,512.98
Bronllys	£691.26	£806.47	£921.68	£1,036.89	£1,267.31	£1,497.73	£1,728.15	£2,073.78	£2,419.41
Builth Wells	£698.02	£814.36	£930.69	£1,047.03	£1,279.70	£1,512.38	£1,745.05	£2,094.06	£2,443.07
Cilmerly	£677.69	£790.64	£903.59	£1,016.54	£1,242.44	£1,468.34	£1,694.23	£2,033.08	£2,371.93
Cray	£685.29	£799.50	£913.72	£1,027.93	£1,256.36	£1,484.79	£1,713.22	£2,055.86	£2,398.50
Crickhowell	£695.97	£811.97	£927.96	£1,043.96	£1,275.95	£1,507.94	£1,739.93	£2,087.92	£2,435.91
Duhonw	£674.69	£787.13	£899.58	£1,012.03	£1,236.93	£1,461.82	£1,686.72	£2,024.06	£2,361.40
Erwood	£677.92	£790.91	£903.89	£1,016.88	£1,242.85	£1,468.83	£1,694.80	£2,033.76	£2,372.72
Felinfach	£681.75	£795.38	£909.00	£1,022.63	£1,249.88	£1,477.13	£1,704.38	£2,045.26	£2,386.14
Glyn Tarrell	£688.17	£802.87	£917.56	£1,032.26	£1,261.65	£1,491.04	£1,720.43	£2,064.52	£2,408.61
Gwernyfed	£682.95	£796.78	£910.60	£1,024.43	£1,252.08	£1,479.73	£1,707.38	£2,048.86	£2,390.34
Hay-on-Wye	£697.11	£813.29	£929.48	£1,045.66	£1,278.03	£1,510.40	£1,742.77	£2,091.32	£2,439.87
Honddu Isaf	£670.27	£781.98	£893.69	£1,005.40	£1,228.82	£1,452.24	£1,675.67	£2,010.80	£2,345.93
Llanafanfawr	£677.53	£790.46	£903.38	£1,016.30	£1,242.14	£1,467.99	£1,693.83	£2,032.60	£2,371.37
Llanddew	£684.63	£798.74	£912.84	£1,026.95	£1,255.16	£1,483.37	£1,711.58	£2,053.90	£2,396.22
Cwmdu and District	£681.14	£794.66	£908.19	£1,021.71	£1,248.76	£1,475.80	£1,702.85	£2,043.42	£2,383.99
Llanfrynach	£690.79	£805.93	£921.06	£1,036.19	£1,266.45	£1,496.72	£1,726.98	£2,072.38	£2,417.78
Llangamarch	£687.99	£802.66	£917.32	£1,031.99	£1,261.32	£1,490.65	£1,719.98	£2,063.98	£2,407.98
Llangattock	£687.48	£802.06	£916.64	£1,031.22	£1,260.38	£1,489.54	£1,718.70	£2,062.44	£2,406.18
Llangorse	£685.51	£799.77	£914.02	£1,028.27	£1,256.77	£1,485.28	£1,713.78	£2,056.54	£2,399.30
Llangynidr	£686.97	£801.46	£915.96	£1,030.45	£1,259.44	£1,488.43	£1,717.42	£2,060.90	£2,404.38
Llanigon	£680.28	£793.66	£907.04	£1,020.42	£1,247.18	£1,473.94	£1,700.70	£2,040.84	£2,380.98
Llanwrthwl	£683.96	£797.95	£911.95	£1,025.94	£1,253.93	£1,481.91	£1,709.90	£2,051.88	£2,393.86
Llanwrtyd Wells	£698.88	£815.36	£931.84	£1,048.32	£1,281.28	£1,514.24	£1,747.20	£2,096.64	£2,446.08
Llywel	£687.51	£802.10	£916.68	£1,031.27	£1,260.44	£1,489.61	£1,718.78	£2,062.54	£2,406.30
Maescar	£687.51	£802.10	£916.68	£1,031.27	£1,260.44	£1,489.61	£1,718.78	£2,062.54	£2,406.30
Merthyr Cynog	£682.62	£796.39	£910.16	£1,023.93	£1,251.47	£1,479.01	£1,706.55	£2,047.86	£2,389.17
Talgarth	£707.71	£825.66	£943.61	£1,061.56	£1,297.46	£1,533.36	£1,769.27	£2,123.12	£2,476.97
Talybont-on-Usk	£687.34	£801.90	£916.45	£1,031.01	£1,260.12	£1,489.24	£1,718.35	£2,062.02	£2,405.69
Tawe Uchaf	£687.50	£802.08	£916.67	£1,031.25	£1,260.42	£1,489.58	£1,718.75	£2,062.50	£2,406.25
Trallong	£679.25	£792.46	£905.67	£1,018.88	£1,245.30	£1,471.72	£1,698.13	£2,037.76	£2,377.39
Treflys	£679.35	£792.57	£905.80	£1,019.02	£1,245.47	£1,471.92	£1,698.37	£2,038.04	£2,377.71
Vale of Grwyney	£679.25	£792.46	£905.67	£1,018.88	£1,245.30	£1,471.72	£1,698.13	£2,037.76	£2,377.39
Yscir	£678.91	£792.07	£905.22	£1,018.37	£1,244.67	£1,470.98	£1,697.28	£2,036.74	£2,376.20
Ystradfellte	£691.90	£807.22	£922.53	£1,037.85	£1,268.48	£1,499.12	£1,729.75	£2,075.70	£2,421.65
Ystradgynlais	£721.06	£841.24	£961.41	£1,081.59	£1,321.94	£1,562.30	£1,802.65	£2,163.18	£2,523.71

MONTGOMERYSHIRE

COMMUNITY

COUNTY & COMMUNITY

COUNCIL TAX BANDS

	<u>A</u>	<u>B</u>	<u>C</u>	<u>D</u>	<u>E</u>	<u>F</u>	<u>G</u>	<u>H</u>	<u>I</u>
Aberhafesp	£681.11	£794.62	£908.14	£1,021.66	£1,248.70	£1,475.73	£1,702.77	£2,043.32	£2,383.87
Banwy	£682.18	£795.88	£909.57	£1,023.27	£1,250.66	£1,478.06	£1,705.45	£2,046.54	£2,387.63
Bausley with Criggion	£681.89	£795.54	£909.19	£1,022.84	£1,250.14	£1,477.44	£1,704.73	£2,045.68	£2,386.63
Berriew	£677.21	£790.08	£902.95	£1,015.82	£1,241.56	£1,467.30	£1,693.03	£2,031.64	£2,370.25
Betws Cedewain	£689.55	£804.47	£919.40	£1,034.32	£1,264.17	£1,494.02	£1,723.87	£2,068.64	£2,413.41
Cadfarch	£677.74	£790.70	£903.65	£1,016.61	£1,242.52	£1,468.44	£1,694.35	£2,033.22	£2,372.09
Caersws	£688.61	£803.38	£918.15	£1,032.92	£1,262.46	£1,492.00	£1,721.53	£2,065.84	£2,410.15
Carno	£690.91	£806.06	£921.21	£1,036.36	£1,266.66	£1,496.96	£1,727.27	£2,072.72	£2,418.17
Carreghofa	£695.21	£811.08	£926.95	£1,042.82	£1,274.56	£1,506.30	£1,738.03	£2,085.64	£2,433.25
Castle Caereinion	£684.28	£798.33	£912.37	£1,026.42	£1,254.51	£1,482.61	£1,710.70	£2,052.84	£2,394.98
Churchstoke	£684.27	£798.31	£912.36	£1,026.40	£1,254.49	£1,482.58	£1,710.67	£2,052.80	£2,394.93
Dwyrhiw	£679.94	£793.26	£906.59	£1,019.91	£1,246.56	£1,473.20	£1,699.85	£2,039.82	£2,379.79
Fordeu	£689.57	£804.49	£919.42	£1,034.35	£1,264.21	£1,494.06	£1,723.92	£2,068.70	£2,413.48
Glantwymyn	£679.19	£792.38	£905.58	£1,018.78	£1,245.18	£1,471.57	£1,697.97	£2,037.56	£2,377.15
GUILDFIELD	£678.33	£791.39	£904.44	£1,017.50	£1,243.61	£1,469.72	£1,695.83	£2,035.00	£2,374.17
Kerry	£686.41	£800.81	£915.21	£1,029.61	£1,258.41	£1,487.21	£1,716.02	£2,059.22	£2,402.42
Llanbrynmair	£683.82	£797.79	£911.76	£1,025.73	£1,253.67	£1,481.61	£1,709.55	£2,051.46	£2,393.37
Llandinam	£684.68	£798.79	£912.91	£1,027.02	£1,255.25	£1,483.47	£1,711.70	£2,054.04	£2,396.38
Llandrinio and Arddleen	£684.83	£798.97	£913.11	£1,027.25	£1,255.53	£1,483.81	£1,712.08	£2,054.50	£2,396.92
Llandysilio	£688.41	£803.14	£917.88	£1,032.61	£1,262.08	£1,491.55	£1,721.02	£2,065.22	£2,409.42
Abermule with Llandyssil	£689.52	£804.44	£919.36	£1,034.28	£1,264.12	£1,493.96	£1,723.80	£2,068.56	£2,413.32
Llanerfyl	£678.20	£791.23	£904.27	£1,017.30	£1,243.37	£1,469.43	£1,695.50	£2,034.60	£2,373.70
LLanfair Caereinion	£696.25	£812.30	£928.34	£1,044.38	£1,276.46	£1,508.55	£1,740.63	£2,088.76	£2,436.89
Llanfechain	£683.72	£797.67	£911.63	£1,025.58	£1,253.49	£1,481.39	£1,709.30	£2,051.16	£2,393.02
Llanfihangel	£686.68	£801.13	£915.57	£1,030.02	£1,258.91	£1,487.81	£1,716.70	£2,060.04	£2,403.38
Llanfyllin	£686.04	£800.38	£914.72	£1,029.06	£1,257.74	£1,486.42	£1,715.10	£2,058.12	£2,401.14
Llangedwyn	£674.41	£786.82	£899.22	£1,011.62	£1,236.42	£1,461.23	£1,686.03	£2,023.24	£2,360.45
Llangurig	£675.56	£788.15	£900.75	£1,013.34	£1,238.53	£1,463.71	£1,688.90	£2,026.68	£2,364.46
Llangyniew	£682.55	£796.30	£910.06	£1,023.82	£1,251.34	£1,478.85	£1,706.37	£2,047.64	£2,388.91
Llangynog	£689.45	£804.35	£919.26	£1,034.17	£1,263.99	£1,493.80	£1,723.62	£2,068.34	£2,413.06
Llanidloes	£729.40	£850.97	£972.53	£1,094.10	£1,337.23	£1,580.37	£1,823.50	£2,188.20	£2,552.90
Llanidloes Without	£685.65	£799.92	£914.20	£1,028.47	£1,257.02	£1,485.57	£1,714.12	£2,056.94	£2,399.76
Llanrhaeadr ym Mochnant	£677.16	£790.02	£902.88	£1,015.74	£1,241.46	£1,467.18	£1,692.90	£2,031.48	£2,370.06
Llansantffraid	£685.09	£799.27	£913.45	£1,027.63	£1,255.99	£1,484.35	£1,712.72	£2,055.26	£2,397.80

COMMUNITYCOUNTY & COMMUNITY
COUNCIL TAX BANDS

	A	B	C	D	E	F	G	H	I
Llansilin	£676.97	£789.79	£902.62	£1,015.45	£1,241.11	£1,466.76	£1,692.42	£2,030.90	£2,369.38
Llanwddyn	£692.94	£808.43	£923.92	£1,039.41	£1,270.39	£1,501.37	£1,732.35	£2,078.82	£2,425.29
Machynlleth	£732.07	£854.08	£976.09	£1,098.10	£1,342.12	£1,586.14	£1,830.17	£2,196.20	£2,562.23
Manafon	£682.40	£796.13	£909.87	£1,023.60	£1,251.07	£1,478.53	£1,706.00	£2,047.20	£2,388.40
Meifod	£681.92	£795.57	£909.23	£1,022.88	£1,250.19	£1,477.49	£1,704.80	£2,045.76	£2,386.72
Mochdre with Penstrowed	£687.75	£802.38	£917.00	£1,031.63	£1,260.88	£1,490.13	£1,719.38	£2,063.26	£2,407.14
Montgomery	£692.56	£807.99	£923.41	£1,038.84	£1,269.69	£1,500.55	£1,731.40	£2,077.68	£2,423.96
Newtown & Llanllwchaiarn	£716.68	£836.13	£955.57	£1,075.02	£1,313.91	£1,552.81	£1,791.70	£2,150.04	£2,508.38
Pen Y Bont Fawr	£683.47	£797.39	£911.30	£1,025.21	£1,253.03	£1,480.86	£1,708.68	£2,050.42	£2,392.16
Trefeglwys	£679.04	£792.21	£905.39	£1,018.56	£1,244.91	£1,471.25	£1,697.60	£2,037.12	£2,376.64
Tregynon	£686.48	£800.89	£915.31	£1,029.72	£1,258.55	£1,487.37	£1,716.20	£2,059.44	£2,402.68
Trewern	£686.81	£801.27	£915.74	£1,030.21	£1,259.15	£1,488.08	£1,717.02	£2,060.42	£2,403.82
Welshpool	£737.93	£860.92	£983.91	£1,106.90	£1,352.88	£1,598.86	£1,844.83	£2,213.80	£2,582.77

RADNORSHIRE

COMMUNITY

COUNTY & COMMUNITY

COUNCIL TAX BANDS

	<u>A</u>	<u>B</u>	<u>C</u>	<u>D</u>	<u>E</u>	<u>F</u>	<u>G</u>	<u>H</u>	<u>I</u>
Abbeycwmhir	£682.93	£796.76	£910.58	£1,024.40	£1,252.04	£1,479.69	£1,707.33	£2,048.80	£2,390.27
Aberedw	£673.81	£786.12	£898.42	£1,010.72	£1,235.32	£1,459.93	£1,684.53	£2,021.44	£2,358.35
Beguildy	£684.93	£799.09	£913.24	£1,027.40	£1,255.71	£1,484.02	£1,712.33	£2,054.80	£2,397.27
Clyro	£676.87	£789.69	£902.50	£1,015.31	£1,240.93	£1,466.56	£1,692.18	£2,030.62	£2,369.06
Disserth & Trecoed	£681.37	£794.93	£908.49	£1,022.05	£1,249.17	£1,476.29	£1,703.42	£2,044.10	£2,384.78
Gladestry	£677.77	£790.73	£903.69	£1,016.65	£1,242.57	£1,468.49	£1,694.42	£2,033.30	£2,372.18
Glasbury	£686.21	£800.57	£914.94	£1,029.31	£1,258.05	£1,486.78	£1,715.52	£2,058.62	£2,401.72
Glascwm	£678.76	£791.89	£905.01	£1,018.14	£1,244.39	£1,470.65	£1,696.90	£2,036.28	£2,375.66
Knighton	£687.17	£801.70	£916.23	£1,030.76	£1,259.82	£1,488.88	£1,717.93	£2,061.52	£2,405.11
Llanbadarn Fawr	£680.35	£793.74	£907.13	£1,020.52	£1,247.30	£1,474.08	£1,700.87	£2,041.04	£2,381.21
Llanbadarn Fynydd	£683.60	£797.53	£911.47	£1,025.40	£1,253.27	£1,481.13	£1,709.00	£2,050.80	£2,392.60
Llanbister	£679.98	£793.31	£906.64	£1,019.97	£1,246.63	£1,473.29	£1,699.95	£2,039.94	£2,379.93
Llanddewi Ystradenny	£676.87	£789.68	£902.49	£1,015.30	£1,240.92	£1,466.54	£1,692.17	£2,030.60	£2,369.03
Llandrindod Wells	£710.53	£828.96	£947.38	£1,065.80	£1,302.64	£1,539.49	£1,776.33	£2,131.60	£2,486.87
Llanelwedd	£676.35	£789.08	£901.80	£1,014.53	£1,239.98	£1,465.43	£1,690.88	£2,029.06	£2,367.24
Llanfihangel Rhydithon	£679.65	£792.93	£906.20	£1,019.48	£1,246.03	£1,472.58	£1,699.13	£2,038.96	£2,378.79
Llangunllo	£678.22	£791.26	£904.29	£1,017.33	£1,243.40	£1,469.48	£1,695.55	£2,034.66	£2,373.77
Llanyre	£683.60	£797.53	£911.47	£1,025.40	£1,253.27	£1,481.13	£1,709.00	£2,050.80	£2,392.60
Nantmel	£681.80	£795.43	£909.07	£1,022.70	£1,249.97	£1,477.23	£1,704.50	£2,045.40	£2,386.30
New Radnor	£685.83	£800.14	£914.44	£1,028.75	£1,257.36	£1,485.97	£1,714.58	£2,057.50	£2,400.42
Old Radnor	£677.39	£790.28	£903.18	£1,016.08	£1,241.88	£1,467.67	£1,693.47	£2,032.16	£2,370.85
Painscastle	£674.55	£786.97	£899.40	£1,011.82	£1,236.67	£1,461.52	£1,686.37	£2,023.64	£2,360.91
Penybont & Llandegley	£677.20	£790.07	£902.93	£1,015.80	£1,241.53	£1,467.27	£1,693.00	£2,031.60	£2,370.20
Presteigne & Norton	£696.93	£813.09	£929.24	£1,045.40	£1,277.71	£1,510.02	£1,742.33	£2,090.80	£2,439.27
Rhayader	£691.41	£806.65	£921.88	£1,037.12	£1,267.59	£1,498.06	£1,728.53	£2,074.24	£2,419.95
St Harmon	£679.43	£792.67	£905.91	£1,019.15	£1,245.63	£1,472.11	£1,698.58	£2,038.30	£2,378.02
Whitton	£677.60	£790.53	£903.47	£1,016.40	£1,242.27	£1,468.13	£1,694.00	£2,032.80	£2,371.60

being the amounts given by multiplying the amounts at 3(h) above by the number which, in the proportion set out in Section 5 (1) of the Act, is applicable to dwellings listed in a particular Valuation Band divided by the number which in that proportion is applicable to dwellings listed in Valuation Band D, calculated by the Council, in accordance with Section 36 (1) of the Act, as the amounts to be taken into account for the year in respect of categories of dwellings listed in different Valuation Bands.

4. THAT it be noted for the year 2014/2015 the Police and Crime Commissioner for Dyfed-Powys Police has stated the following amounts in precepts issued to the Council, in accordance with Section 40 of the Local Government Finance Act, 1992, for each of the categories of dwellings shown below:

Valuation Bands

A	B	C	D	E	F	G	H	I
£ 140.40	£ 163.80	£ 187.20	£ 210.60	£ 257.40	£ 304.20	£ 351.00	£ 421.20	£ 491.40

5. THAT, having calculated the aggregate in each case of the amounts at 3(i) and 4 above, the Council in accordance with Section 30 (2) of the Local Government Finance Act, 1992, hereby sets the following amounts as the amounts of Council Tax for the year 2014/2015 for each of the categories of dwellings shown below.

MONTGOMERYSHIRE/SIR DREFALDWYN

COMMUNITY/CYMUNED

COUNCIL TAX BANDS/TRETH CYNGOR BAND

	A	B	C	D	E	F	G	H	I
Aberhafesp	£821.51	£958.42	£1,095.34	£1,232.26	£1,506.10	£1,779.93	£2,053.77	£2,464.52	£2,875.27
Banwy	£822.58	£959.68	£1,096.77	£1,233.87	£1,508.06	£1,782.26	£2,056.45	£2,467.74	£2,879.03
Bausley with Criggion	£822.29	£959.34	£1,096.39	£1,233.44	£1,507.54	£1,781.64	£2,055.73	£2,466.88	£2,878.03
Berriew	£817.61	£953.88	£1,090.15	£1,226.42	£1,498.96	£1,771.50	£2,044.03	£2,452.84	£2,861.65
Betws Cedewain	£829.95	£968.27	£1,106.60	£1,244.92	£1,521.57	£1,798.22	£2,074.87	£2,489.84	£2,904.81
Cadfarach	£818.14	£954.50	£1,090.85	£1,227.21	£1,499.92	£1,772.64	£2,045.35	£2,454.42	£2,863.49
Caersws	£829.01	£967.18	£1,105.35	£1,243.52	£1,519.86	£1,796.20	£2,072.53	£2,487.04	£2,901.55
Carno	£831.31	£969.86	£1,108.41	£1,246.96	£1,524.06	£1,801.16	£2,078.27	£2,493.92	£2,909.57
Carreghofa	£835.61	£974.88	£1,114.15	£1,253.42	£1,531.96	£1,810.50	£2,089.03	£2,506.84	£2,924.65
Castle Caereinion	£824.68	£962.13	£1,099.57	£1,237.02	£1,511.91	£1,786.81	£2,061.70	£2,474.04	£2,886.38
Churchstoke	£824.67	£962.11	£1,099.56	£1,237.00	£1,511.89	£1,786.78	£2,061.67	£2,474.00	£2,886.33
Dwyrhiw	£820.34	£957.06	£1,093.79	£1,230.51	£1,503.96	£1,777.40	£2,050.85	£2,461.02	£2,871.19
Fordeu	£829.97	£968.29	£1,106.62	£1,244.95	£1,521.61	£1,798.26	£2,074.92	£2,489.90	£2,904.88
Glantwymyn	£819.59	£956.18	£1,092.78	£1,229.38	£1,502.58	£1,775.77	£2,048.97	£2,458.76	£2,868.55
Guilfield	£818.73	£955.19	£1,091.64	£1,228.10	£1,501.01	£1,773.92	£2,046.83	£2,456.20	£2,865.57
Kerry	£826.81	£964.61	£1,102.41	£1,240.21	£1,515.81	£1,791.41	£2,067.02	£2,480.42	£2,893.82
Llanbrynmair	£824.22	£961.59	£1,098.96	£1,236.33	£1,511.07	£1,785.81	£2,060.55	£2,472.66	£2,884.77
Llandinam	£825.08	£962.59	£1,100.11	£1,237.62	£1,512.65	£1,787.67	£2,062.70	£2,475.24	£2,887.78
Llandrinio and Arddleen	£825.23	£962.77	£1,100.31	£1,237.85	£1,512.93	£1,788.01	£2,063.08	£2,475.70	£2,888.32
Llandysilio	£828.81	£966.94	£1,105.08	£1,243.21	£1,519.48	£1,795.75	£2,072.02	£2,486.42	£2,900.82
Abermule with Llandyssil	£829.92	£968.24	£1,106.56	£1,244.88	£1,521.52	£1,798.16	£2,074.80	£2,489.76	£2,904.72
Llanerfyl	£818.60	£955.03	£1,091.47	£1,227.90	£1,500.77	£1,773.63	£2,046.50	£2,455.80	£2,865.10
LLanfair Caereinion	£836.65	£976.10	£1,115.54	£1,254.98	£1,533.86	£1,812.75	£2,091.63	£2,509.96	£2,928.29
Llanfechain	£824.12	£961.47	£1,098.83	£1,236.18	£1,510.89	£1,785.59	£2,060.30	£2,472.36	£2,884.42
Llanfihangel	£827.08	£964.93	£1,102.77	£1,240.62	£1,516.31	£1,792.01	£2,067.70	£2,481.24	£2,894.78
Llanfyllin	£826.44	£964.18	£1,101.92	£1,239.66	£1,515.14	£1,790.62	£2,066.10	£2,479.32	£2,892.54
Llangedwyn	£814.81	£950.62	£1,086.42	£1,222.22	£1,493.82	£1,765.43	£2,037.03	£2,444.44	£2,851.85
Llangurig	£815.96	£951.95	£1,087.95	£1,223.94	£1,495.93	£1,767.91	£2,039.90	£2,447.88	£2,855.86
Llangyniew	£822.95	£960.10	£1,097.26	£1,234.42	£1,508.74	£1,783.05	£2,057.37	£2,468.84	£2,880.31
Llangynog	£829.85	£968.15	£1,106.46	£1,244.77	£1,521.39	£1,798.00	£2,074.62	£2,489.54	£2,904.46
Llanidloes	£869.80	£1,014.77	£1,159.73	£1,304.70	£1,594.63	£1,884.57	£2,174.50	£2,609.40	£3,044.30
Llanidloes Without	£826.05	£963.72	£1,101.40	£1,239.07	£1,514.42	£1,789.77	£2,065.12	£2,478.14	£2,891.16

COMMUNITY/CYMUNED**COUNCIL TAX BANDS/TRETH CYNGOR BAND**

	A	B	C	D	E	F	G	H	I
Llanrhaeadr ym Mochnant	£817.56	£953.82	£1,090.08	£1,226.34	£1,498.86	£1,771.38	£2,043.90	£2,452.68	£2,861.46
Llansantffraid	£825.49	£963.07	£1,100.65	£1,238.23	£1,513.39	£1,788.55	£2,063.72	£2,476.46	£2,889.20
Llansilin	£817.37	£953.59	£1,089.82	£1,226.05	£1,498.51	£1,770.96	£2,043.42	£2,452.10	£2,860.78
Llanwddyn	£833.34	£972.23	£1,111.12	£1,250.01	£1,527.79	£1,805.57	£2,083.35	£2,500.02	£2,916.69
Machynlleth	£872.47	£1,017.88	£1,163.29	£1,308.70	£1,599.52	£1,890.34	£2,181.17	£2,617.40	£3,053.63
Manafon	£822.80	£959.93	£1,097.07	£1,234.20	£1,508.47	£1,782.73	£2,057.00	£2,468.40	£2,879.80
Meifod	£822.32	£959.37	£1,096.43	£1,233.48	£1,507.59	£1,781.69	£2,055.80	£2,466.96	£2,878.12
Mochdre with Penstrowed	£828.15	£966.18	£1,104.20	£1,242.23	£1,518.28	£1,794.33	£2,070.38	£2,484.46	£2,898.54
Montgomery	£832.96	£971.79	£1,110.61	£1,249.44	£1,527.09	£1,804.75	£2,082.40	£2,498.88	£2,915.36
Newtown & Llanllwchaiarn	£857.08	£999.93	£1,142.77	£1,285.62	£1,571.31	£1,857.01	£2,142.70	£2,571.24	£2,999.78
Pen Y Bont Fawr	£823.87	£961.19	£1,098.50	£1,235.81	£1,510.43	£1,785.06	£2,059.68	£2,471.62	£2,883.56
Trefeglwys	£819.44	£956.01	£1,092.59	£1,229.16	£1,502.31	£1,775.45	£2,048.60	£2,458.32	£2,868.04
Tregynon	£826.88	£964.69	£1,102.51	£1,240.32	£1,515.95	£1,791.57	£2,067.20	£2,480.64	£2,894.08
Trewern	£827.21	£965.07	£1,102.94	£1,240.81	£1,516.55	£1,792.28	£2,068.02	£2,481.62	£2,895.22
Welshpool	£878.33	£1,024.72	£1,171.11	£1,317.50	£1,610.28	£1,903.06	£2,195.83	£2,635.00	£3,074.17

RADNORSHIRE/SIR FAESYFED

<u>COMMUNITY/CYMUNED</u>	<u>COUNCIL TAX BANDS/TRETH CYNGOR BAND</u>								
	<u>A</u>	<u>B</u>	<u>C</u>	<u>D</u>	<u>E</u>	<u>F</u>	<u>G</u>	<u>H</u>	<u>I</u>
Abbeycwmhir	£823.33	£960.56	£1,097.78	£1,235.00	£1,509.44	£1,783.89	£2,058.33	£2,470.00	£2,881.67
Aberedw	£814.21	£949.92	£1,085.62	£1,221.32	£1,492.72	£1,764.13	£2,035.53	£2,442.64	£2,849.75
Beguildy	£825.33	£962.89	£1,100.44	£1,238.00	£1,513.11	£1,788.22	£2,063.33	£2,476.00	£2,888.67
Clyro	£817.27	£953.49	£1,089.70	£1,225.91	£1,498.33	£1,770.76	£2,043.18	£2,451.82	£2,860.46
Disserth & Trecoed	£821.77	£958.73	£1,095.69	£1,232.65	£1,506.57	£1,780.49	£2,054.42	£2,465.30	£2,876.18
Gladestry	£818.17	£954.53	£1,090.89	£1,227.25	£1,499.97	£1,772.69	£2,045.42	£2,454.50	£2,863.58
Glasbury	£826.61	£964.37	£1,102.14	£1,239.91	£1,515.45	£1,790.98	£2,066.52	£2,479.82	£2,893.12
Glascwm	£819.16	£955.69	£1,092.21	£1,228.74	£1,501.79	£1,774.85	£2,047.90	£2,457.48	£2,867.06
Knighton	£827.57	£965.50	£1,103.43	£1,241.36	£1,517.22	£1,793.08	£2,068.93	£2,482.72	£2,896.51
Llanbadarn Fawr	£820.75	£957.54	£1,094.33	£1,231.12	£1,504.70	£1,778.28	£2,051.87	£2,462.24	£2,872.61
Llanbadarn Fynydd	£824.00	£961.33	£1,098.67	£1,236.00	£1,510.67	£1,785.33	£2,060.00	£2,472.00	£2,884.00
Llanbister	£820.38	£957.11	£1,093.84	£1,230.57	£1,504.03	£1,777.49	£2,050.95	£2,461.14	£2,871.33
Llanddewi Ystradenny	£817.27	£953.48	£1,089.69	£1,225.90	£1,498.32	£1,770.74	£2,043.17	£2,451.80	£2,860.43
Llandrindod Wells	£850.93	£992.76	£1,134.58	£1,276.40	£1,560.04	£1,843.69	£2,127.33	£2,552.80	£2,978.27
Llanelwedd	£816.75	£952.88	£1,089.00	£1,225.13	£1,497.38	£1,769.63	£2,041.88	£2,450.26	£2,858.64
Llanfihangel Rhydithon	£820.05	£956.73	£1,093.40	£1,230.08	£1,503.43	£1,776.78	£2,050.13	£2,460.16	£2,870.19
Llangunllo	£818.62	£955.06	£1,091.49	£1,227.93	£1,500.80	£1,773.68	£2,046.55	£2,455.86	£2,865.17
Llanyre	£824.00	£961.33	£1,098.67	£1,236.00	£1,510.67	£1,785.33	£2,060.00	£2,472.00	£2,884.00
Nantmel	£822.20	£959.23	£1,096.27	£1,233.30	£1,507.37	£1,781.43	£2,055.50	£2,466.60	£2,877.70
New Radnor	£826.23	£963.94	£1,101.64	£1,239.35	£1,514.76	£1,790.17	£2,065.58	£2,478.70	£2,891.82
Old Radnor	£817.79	£954.08	£1,090.38	£1,226.68	£1,499.28	£1,771.87	£2,044.47	£2,453.36	£2,862.25
Painscastle	£814.95	£950.77	£1,086.60	£1,222.42	£1,494.07	£1,765.72	£2,037.37	£2,444.84	£2,852.31
Penybont & Llandegley	£817.60	£953.87	£1,090.13	£1,226.40	£1,498.93	£1,771.47	£2,044.00	£2,452.80	£2,861.60
Presteigne & Norton	£837.33	£976.89	£1,116.44	£1,256.00	£1,535.11	£1,814.22	£2,093.33	£2,512.00	£2,930.67
Rhayader	£831.81	£970.45	£1,109.08	£1,247.72	£1,524.99	£1,802.26	£2,079.53	£2,495.44	£2,911.35
St Harmon	£819.83	£956.47	£1,093.11	£1,229.75	£1,503.03	£1,776.31	£2,049.58	£2,459.50	£2,869.42
Whitton	£818.00	£954.33	£1,090.67	£1,227.00	£1,499.67	£1,772.33	£2,045.00	£2,454.00	£2,863.00

The Chair agreed to take the following items next.

8.	NOTICE OF MOTION	CC36 – 2014
----	-------------------------	--------------------

Council debated the following motion proposed by County Councillor Gareth Ratcliffe and seconded by County Councillor Matthew Dorrance.

This Council holds a full review of Civil enforcements powers and also extends the powers relating to dog fouling to CEOs [Civil Enforcement Officers] to combat the issue of dog fouling across the county.

County Councillor Mrs E.M Jones left the meeting.

The Council was advised that there was a protocol between the Council and Dyfed/Powys Police in relation to the reporting of dog fouling, although no referrals had been made to the Environmental Health Section. Members expressed concern that the referral process took too long and what was requested was on the spot fines.

The following amendment to the motion was proposed by County Councillor Phil Pritchard and seconded by County Councillor Gareth Ratcliffe.

RESOLVED that the Council holds a full review of Civil enforcements powers by the relevant Scrutiny Committee and also extends the powers relating to dog fouling to CEOs to combat the issue of dog fouling across the county.

9.	QUESTIONS IN ACCORDANCE WITH THE CONSTITUTION	CC37 – 2014
----	--	--------------------

9.1 Question to the Portfolio Holder for Commissioning and Procurement from County Councillor Stephen Hayes.

In January, it was reported to cabinet that the projected Adult Social Care overspend for the current financial year had increased by £428,000. This was reported as 'mainly due to the delay in the tendering of the Home Care service. Savings anticipated in the current year will now not be realised.'

How do you, as portfolio-holder for commissioning and procurement throughout the relevant period, justify this costly failure to Council?

In the 2013/14 Efficiency tracker (agreed during the budget setting process for 2013/14) Adult services intended to make efficiencies from retendering Domiciliary Care of £150,000. In addition at that stage it was proposed to externalise the current Home Care workforce to the new provider at a saving of £321,000. During November 2013 the actual costing for transferring PCC domiciliary care staff was recalculated as part of the process for planning for TUPE transfer which identified that far from saving £321,000 TUPE transfer would COST the Authority an additional £287,000 p.a. in higher domiciliary care hourly charges from the

independent sector due to the additional cost of employing former PCC employees in the Independent Sector. A report was submitted to Cabinet on 3rd of December stating that the original savings wouldn't be made and it was agreed that the in house domiciliary care staff would be offered voluntary severance as part of the Councils corporate Voluntary Severance scheme.

Following the December 3rd Cabinet report, a new strategy for commissioning domiciliary care was developed and the tender process commenced on 3rd January. This tender closed on February 17th 2014 and the service is currently evaluating the responses. Early indications suggest that both the £150,000 identified from last year and the £200,000 identified as part of the 14/15 budget will both be achieved out of this retender and realised in full from 1st April 2014.

In answer to Councillor Hayes' supplementary question the Section 151 Officer advised that the Management Team had just agreed to bring procurement and commissioning into one place to increase efficiency. As the Portfolio Holder was not available to answer this question the Leader agreed to ensure that he provide a response to all Councillors.

9.2 Question to the Leader and Portfolio Holder for Highways and Environmental Health from County Councillor Wynne Jones.

In October 2012 the Portfolio Holder took a report to Cabinet regarding Street Lighting, which proposed 3 options. Following debate, Option 3 was agreed. That Option was to have a rolling programme across Powys, in which a number of existing 'ON' Street lights would be converted to LED, which in turn would create some extra usage capacity, to enable many of the 'OFF' street lights to be turned back on. It was mentioned in the report that this was a 'balancing act' and that the outcome would be that overall, there would not be any increase in energy usage/cost to the Council.

In reality, certainly in my area and other areas in the North of Powys, this has not in fact happened and that all that has happened is that we have converted the 'OFF' lights to LED and returned them to use, whilst the old 'ON' lights have not been changed. I have received confirmation from the Senior Engineer that this is the case for all Communities in the North for which he is responsible.

I would like to know by who and when the decision was taken to change the policy that was set out clearly in the Cabinet Report of 23rd October 2012, and to undertake a different process which in turn would lead to a significant increase in energy usage and energy costs.

The decisions contained within the Cabinet report on 23rd October 2012, also led to expectations in our Communities, and I would further like to ask why Local Members were not informed of a change in the policy, which in turn would have enabled them to inform their Communities and subsequently manage those local expectations.

Councillor Jones' understanding of the outcomes set for the Street Lighting Modernisation Project is correct. However some misunderstanding may have arisen

due to the way in which the project has been delivered but, I can assure Members that the overall outcome will produce a balanced energy solution.

As indicated in the Cabinet report the process was always going to be something of a balancing act based on available finances and managing energy consumption. Actual energy consumption for older lamps is higher than their rated wattage e.g. 55w SOX and 70w SON lamps have consumptions of 84w whilst a 50w SON uses 62w. The new LED units however are rated at their consumption i.e. a 21w lamp consumes 21w.

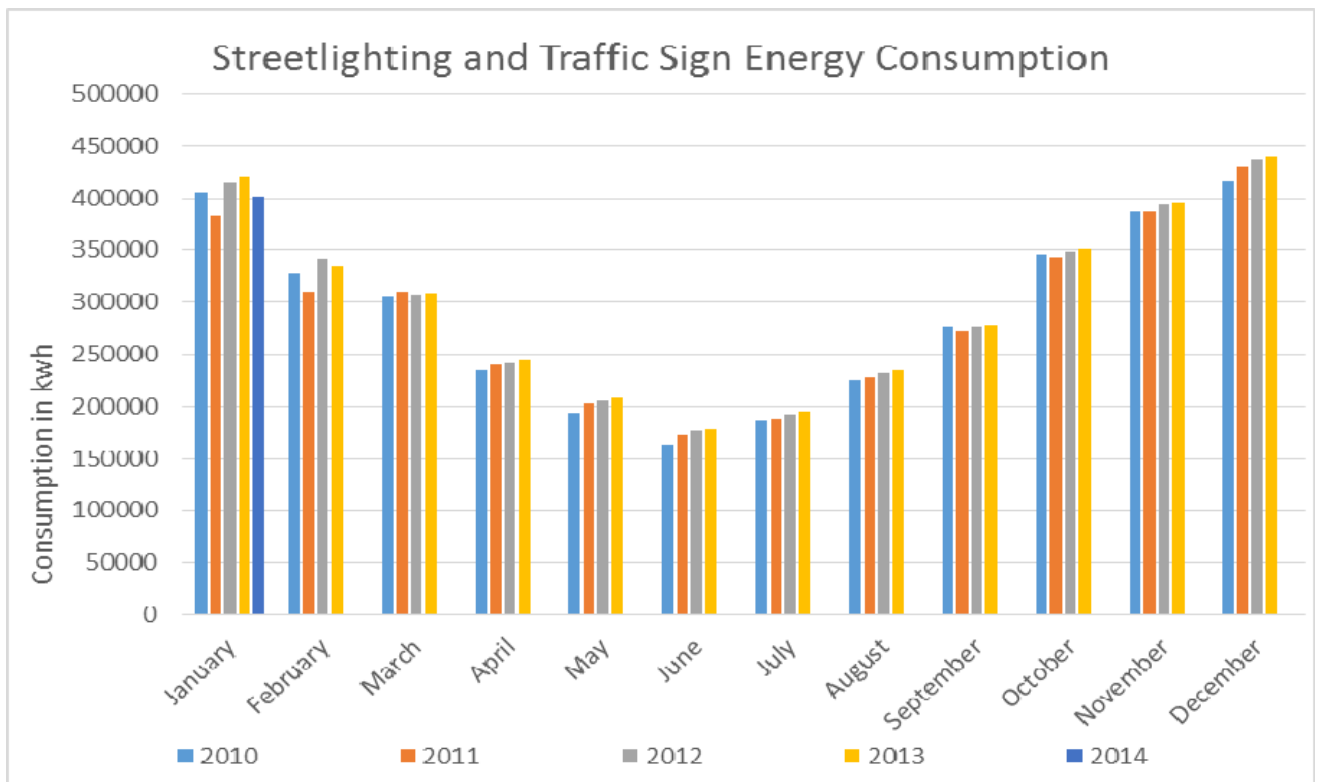
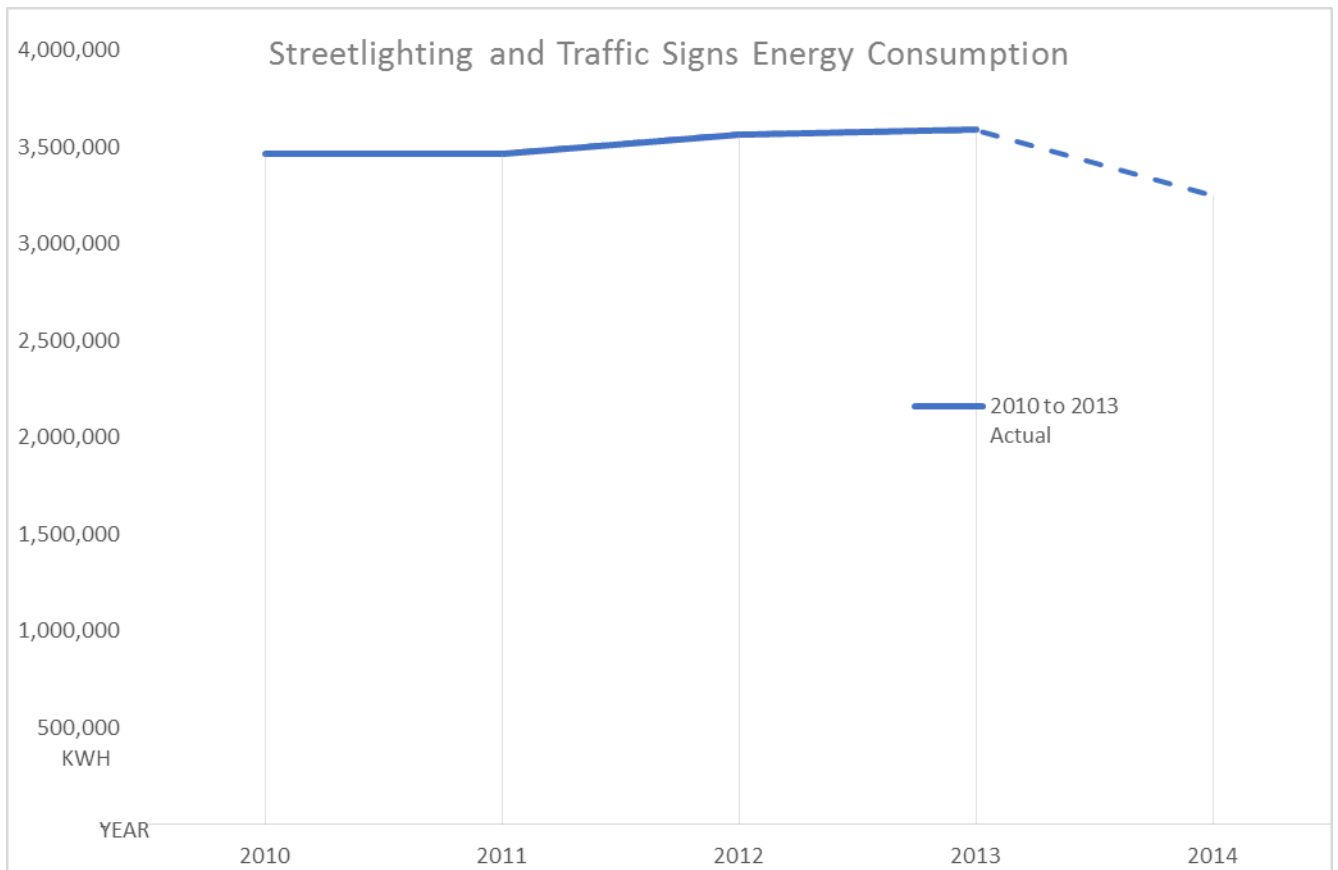
At the start of the project unit prices for lights were high due to the new technology involved. It was anticipated that costs would reduce over the time and current unit prices are around 65% of prices at the start if the project.

To ensure an equitable split each Member was allocated a number of LED lights based on the number in their wards prior to the lighting reduction programme. In recognition of the possible need to balance energy consumption as the project neared completion a number of units were not allocated.

Progress on the project has been slower than planned due to reductions in staffing and contributions to other key projects (checking of overhead power cables on the waste project). Work has yet to be completed in the North Central and South West LE Areas.

If work in these areas is completed on a balanced basis then current energy figures suggest there will have been a 3.5% increase in energy consumption before the “balancing” lamps are taking into account. If all of these are used to replace existing lamps then the projection is that there will be a reduction in annual energy consumption of 6.3% compared against 2010.

Energy consumption varies seasonally and each year due to weather conditions. The ongoing changes have made it difficult to select a base year for comparison. The graphs below show the energy consumption figures since 2010.



In response to Councillor Jones' comments the Portfolio Holder advised that converting the lights in North Central would be complete by the end of April.

6.	PAY POLICY	CC34 – 2014
-----------	-------------------	--------------------

The following officers disclosed an interest in this matter: Jeremy Patterson, Chief Executive; David Powell, Strategic Director – Resources [Section 151 Officer]; Paul Griffiths, Strategic Director – Place; Amanda Lewis, Strategic Director – People; Nick Philpott, Director- Change & Governance; John Bevan, Human Resources Manager; Carol Davies, Translator; Graham Evans, Professional Lead, Employment Services; Carol Johnson, Democratic Services Officer; Liz Patterson, Scrutiny Officer; Wyn Richards, Scrutiny Manager and Saira Tamboo, Deputy Monitoring Officer. The Strategic Directors [with the exception of the Chief Executive and Section 151 Officer] and Director left the room

Council received and considered the Pay Policy Statement for 2014/15. (Copy filed with the signed minutes). It was noted that the posts within the “Definition of Chief Officer” should also include the Monitoring Officer.

County Councillor G. Vaughan left the meeting.

The Council expressed concern that the view of the Monitoring Officer was not included in the report and Council asked for this to be recorded in the minutes. The Monitoring Officer’s views is as follows: “Officers have been given clear guidance on the disclosure of interests in this matter and the extent to which they may be present during the debate and the vote. The recommendation can be supported from a legal point of view”.

In response to comments regarding “zero hour” contracts the previous Portfolio Holder for Social Care advised that some social care staff were on such contracts and there had been consultation with staff and unions. It was noted that such contracts were not referred to in the policy.

As there was a discussion in relation to election fees, the Chief Executive as Returning Officer withdrew from the room. Concern was also expressed that the document excluded school staff. In response the Portfolio Holder for Education and Children Services explained that teachers’ pay policy was negotiated separately and some schools had agreed pay policies locally following negotiations with staff and unions.

The Chief Executive, Strategic Directors and Director remained out of the room and the Section 151 Officer left the room before the Council voted on the recommendation.

RESOLVED	Reason for Decision
That the pay policy statement be approved.	To ensure compliance with Section 38 (1) of the Localism Act 2011.

The Chief Executive and Strategic Directors for People, Place and Resources and the Director for Change and Governance returned to the meeting.

7.	TREASURY MANAGEMENT STRATEGY STATEMENT AND ANNUAL INVESTMENT STRATEGY	CC35 – 2014
----	--	--------------------

Council received and considered the Treasury Management Strategy Statement and Annual Investment Strategy (copy filed with the signed minutes).

RESOLVED	Reason for Decision
That the Treasury Management Strategy Statement and Annual Investment Strategy be approved.	Statutory requirement.

The Chair thanked the staff who had volunteered to steward the meeting, all other staff involved and the security staff for their work.

**J.H. BRUNT
CHAIR**

**COFNODION CYFARFOD CYNGOR SIR POWYS A GYNHALIWDYD YN NEUADD
Y SIR, LLANDRINDOD, DDYDD MERCHER 5 MAWRTH 2014**

YN BRESENNOL: Y Cynghorydd Sir J.H. Brunt (Cadeirydd)

Y Cynghorwyr Sir M.C. Alexander, P.J. Ashton, D. Bailey, G.R. Banks, G. Bowker, K.W. Curry, A.W. Davies, D.E. Davies, L.R.E. Davies, M.J.B. Davies, S.C. Davies, S. Davies, M.J. Dorrance, D.O. Evans, V.E. Evans, W.J. Evans, W.A. Fitzpatrick, M.R. Harris, S.M. Hayes, A. Holloway, J.C. Holmes, G.G. Hopkins, D.C. Jones, D.R. Jones, E. Michael Jones, E.M. Jones, G.M. Jones, J.R. Jones, M.J. Jones, W.T. Jones, F.H. Jump, H. Lewis, M.C. Mackenzie, D.J. Mayor, S. McNicholas, P.J. Medlicott, D.W. Meredith, R.H. Mills, E.T. Morgan, J.G. Morris, W.J.T. Powell, D.R. Price, G.D. Price, G.W. Ratcliffe, K.M. Roberts-Jones, J.G. Shearer, K.S. Silk, K.F. Tampin, A.G. Thomas, D.G. Thomas, D.A. Thomas, R.G. Thomas, W.B. Thomas, T.G. Turner, G.P. Vaughan, D.H. Williams, G. Williams, J.M. Williams, S.L. Williams ac A. York.

1.	YMDDIHEURIADAU	CC29– 2014
-----------	-----------------------	-------------------

Cafwyd ymddiheuriadau am absenoldeb gan y Cynghorwyr Sir L.V. Corfield, C. Davies, E.R. Davies, R.I. George, P. Harris, E.A. Jones, P.E. Lewis, G. Morgan, W.D. Powell, P.C. Pritchard a T.J. Van Rees a'r Cynghorydd Sir R.G. Brown a oedd yn ymgymryd â mater arall o fusnes y Cyngor.

2.	DATGANIADAU O FUDDIANT	CC30 – 2014
-----------	-------------------------------	--------------------

Gwnaed y datganiadau o fuddiant a ganlyn yng nghyswllt Eitem 6 – y Polisi Taliadau:

Y Cynghorydd Sir P.J. Ashton, buddiant personol nad yw'n rhagfarnus gan fod perthynas yn cael ei gyflogi gan Gyngor Sir Powys.

Y Cynghorydd Sir M.J. Dorrance, buddiant personol nad yw'n rhagfarnus gan fod perthnasau yn cael eu cyflogi gan Gyngor Sir Powys.

Y Cynghorydd Sir W.J. Evans, buddiant personol nad yw'n rhagfarnus gan fod perthnasau yn cael eu cyflogi gan Gyngor Sir Powys.

Y Cynghorydd Sir G.G. Hopkins, buddiant personol nad yw'n rhagfarnus gan fod perthynas yn cael ei gyflogi gan Gyngor Sir Powys.

Y Cynghorydd Sir G.W. Ratcliffe, buddiant personol nad yw'n rhagfarnus gan fod gan berthynas gontractau â Chyngor Sir Powys.

Y Cynghorydd Sir G.P. Vaughan, buddiant personol nad yw'n rhagfarnus gan fod perthynas yn cael ei gyflogi gan Gyngor Sir Powys.

Y Cynghorydd Sir D.H. Williams, buddiant personol nad yw'n rhagfarnus gan fod perthynas yn cael ei gyflogi gan Gyngor Sir Powys.

Nododd y Swyddog Monitro Cynorthwyol y byddai angen hefyd i swyddogion ddatgan buddiant yng nghyswllt y Datganiad Polisi Taliadau ac y byddai angen i Brif Swyddogion ddatgan buddiant a gadael yr ystafell pe bai'r drafodaeth yn cyfeirio at eu swyddi eu hunain, a gadael yr ystafell cyn y bleidlais.

3.	CYHOEDDIADAU'R CADEIRYDD	CC31 – 2014
-----------	---------------------------------	--------------------

Nododd y Cadeirydd ei fod am longyfarch y Grwpiau Ffermwyr Ifanc a ganlyn – Llanfair Caereinion, Cegidfa, Llanbadarn Fynydd a Phontfaen ar eu llwyddiant yn y cystadlaethau diweddar. Byddent i gyd yn awr yn cystadlu yn Rownd Derfynol Cymru.

Nododd Aelod Portffolio Addysg a Gwasanaethau Plant ei fod am atgoffa'r Aelodau o'r seminar ar Addysg ôl-16 sydd i'w chynnal ar 10 Mawrth 2014. Rhoddodd wybod i'r Aelodau yr ystyrir ei bod yn bwysig adolygu yn gynnar yn y broses er mwyn i'r Aelodau ddeall y materion a'r anawsterau. Nodwyd hefyd y byddai seminar ynghylch y Cynllun Datblygu Lleol yn cael ei chynnal ar 17 Mawrth 2014.

4.	CYHOEDDIADAU'R PRIF WEITHREDWR	CC32 – 2014
-----------	---------------------------------------	--------------------

Nid oedd gan y Prif Weithredwr ddim cyhoeddiadau.

5.	PENDERFYNIAD AR DRETH Y CYNGOR 2014-15	CC33 – 2014
-----------	---	--------------------

Nododd Aelod Portffolio Cyllid ei fod am atgoffa'r Cyngor fod y penderfyniad ar Dreth y Cyngor wedi'i seilio ar gynnydd arfaethedig o 4.5% i Dreth y Cyngor, fel yr argymhellwyd yng nghyfarfod y Cyngor Sir yn gynharach yn y dydd.

PENDERFYNWYD

1. **BOD yr amcangyfrifon refeniw ar gyfer 2014/2015 yn cael eu cymeradwyo.**
2. **NODI bod y Cyngor, yng nghyfarfod y Cabinet ar 12 Tachwedd 2013, wedi cyfrifo'r symiau a ganlyn ar gyfer y flwyddyn 2014/2015 yn unol â Rheoliadau a wnaed o dan Adran 33 (5) Deddf Cyllid Llywodraeth Leol 1992.**
 - (a) **sef y swm a gyfrifiwyd gan y Cyngor, yn unol â Rheoliadau Awdurdodau Lleol (Cyfrifo Sylfaen Treth Gyngor) (Cymru) 1995, fel y'u diwygiwyd, i fod yn Sylfaen Treth y Cyngor iddo ar gyfer y flwyddyn 2014/2015.**
 - (b) **Rhan o ardal y Cyngor**

Cymuned:

Abaty Cwm-hir	118.10
Aberedw	131.50
Aberhafesb	215.22
Aberhonddu	3415.19
Aber-miwl gyda Llandysul	716.69
Aberriw	719.74

Banw	307.81
Basle a Chrugion	349.68
Betws Cedewain	219.56
Bronllys	381.10
Bugeildy	364.15
Cadfarch	446.01
Caersws	690.49
Carno	346.62
Carreghwfa	297.96
Castell Caereinion	278.46
Castell-paen	264.67
Cegidfa	858.62
Ceri	933.68
Cilmeri	224.38
Cleirwy	403.46
Crai	133.17
Crughywel	1063.41
Cwmdu a'r Cylch	551.70
Diserth a Threcoed	538.40
Duhonw	150.61
Dwyrw	275.70
Dyffryn Grwyne	482.26
Erwyd	252.65
Felinfach	371.35
Ffordun	736.98
Glantwymyn	635.62
Glasgwm	261.81
Glyn Tarell	297.86
Gwernyfed	472.80
Honddu Isaf	216.60
Llanafan-fawr	229.41
Llanandras a Norton	1233.81
Llanbadarn Fawr	330.76
Llanbadarn Fynydd	141.45
Llanbister	188.73
Llanbryn-mair	480.29
Llandinam	427.98
Llandrindod	2252.89
Llandrinio ac Ardd-lin	703.29
Llandysilio	536.53
Llanddew	116.03
Llanddewi-yn-Hwytyn	201.24
Llanddewi Ystradenni	141.35
Llanelwedd	186.26
Llanerfyl	208.43
Llanfair Caereinion	769.68
Llanfair Llythynwg	222.22
Llanfair-ym-Muallt	1040.46
Llanfechain	269.59
Llanfihangel	263.98
Llanfihangel Rhydieithon	118.59
Llanfrynach	333.62

Llanfyllin	682.31
Llangamarch	255.71
Llangatwg	574.94
Llangedwyn	196.31
Llangors	546.68
Llangurig	377.85
Llangynidr	559.38
Llangynllo	188.63
Llangynog	191.19
Llangynyw	298.16
Llanidloes	1152.15
Llanidloes Allanol	303.48
Llanigon	266.34
Llanllyr	548.55
Llanrhaeadr-ym-Mochnant	580.26
Llansanffraid	674.82
Llansilin	348.10
Llanwddyn	117.61
Llanwrthwl	102.24
Llanwrtyd	384.45
Llywel	240.64
Machynlleth	862.86
Maescar	451.77
Maesyfed	217.59
Manafon	170.31
Meifod	686.64
Merthyr Cynog	134.95
Mochdre gyda Phenystrowed	242.11
Nantmel	336.57
Pen-y-bont a Llandeglau	202.02
Pen-y-bont-fawr	247.14
Penraig	385.63
Rhaeadr Gwy	894.68
Saint Harmon	298.16
Tal-y-bont ar Wysg	380.64
Talgarth	703.39
Tawe Uchaf	580.36
Trallong	190.60
Trefaldwyn	702.90
Trefeglwys	451.62
Treflys	220.25
Tref-y-clawdd	1301.19
Tregynon	374.20
Trewern	644.88
Y Clas-ar-Wy	543.72
Y Drenewydd a Llanllwchaearn	4179.05
Y Gelli	832.03
Y Trallwng	2571.44
Yr Ystog	820.70
Ysgir	248.61
Ystradfellte	246.55

Ystradgynlais	2795.76
	<u>60,028.72</u>

sef y symiau a gyfrifiwyd gan y Cyngor, yn unol â'r Rheoliadau, yn symiau ei Sylfaen Treth y Cyngor ar gyfer y flwyddyn 2014/2015 o ran anheddau yn y rhannau hynny o'i ardal y mae un eitem arbennig neu fwy yn berthnasol iddynt.

3. BOD y Cyngor nawr yn cyfrifo'r symiau canlynol ar gyfer y flwyddyn 2014/2015 yn unol ag Adrannau 32 i 36 Deddf Cyllid Llywodraeth Leol 1992:

(a) £414,924,501.25 sef crynswth y symiau yn amcangyfrifon y Cyngor ar gyfer yr eitemau y manylir arnynt yn Adran 32 (2) (a) i (e) y Ddeddf

(b) £170,294,883.57 sef crynswth y symiau yn amcangyfrifon y Cyngor ar gyfer yr eitemau y manylir arnynt yn Adran 32 (3) (a) i (c) y Ddeddf.

(c) £244,629,617.68 sef y swm y mae'r crynswth yn 3(a) uchod yn fwy na'r crynswth yn 3(b) uchod, a gyfrifwyd gan y Cyngor, yn unol ag Adran 32 (4) y Ddeddf, i fod ei ofyniad cyllideb ar gyfer y flwyddyn

(d) £181,949,931.00 sef crynswth y symiau yn amcangyfrifon y Cyngor a fydd yn daladwy ar gyfer y flwyddyn i'w Gronfa Gyffredinol o ran Ardrethi Annomestig a ailddosbarthwyd, Grant Cynnal Refeniw, grant arbennig neu grant ychwanegol

(e) £1,044.16 sef y swm yn 3(c) uchod llai'r swm yn 3(d) uchod, i gyd wedi'i rannu â'r swm yn 2(a) uchod, a gyfrifwyd gan y Cyngor, yn unol ag Adran 33 (1) y Ddeddf, yn swm sylfaenol ei Dreth y Cyngor ar gyfer y flwyddyn.

(f) £2,326,813.68 sef swm crynswth yr holl eitemau arbennig y cyfeirir atynt yn Adran 34 (1) y Ddeddf

(g) £1,005.40

sef y swm yn 3(e) uchod llai'r canlyniad a roddir trwy rannu'r swm yn 3(f) uchod â'r swm yn 2(a) uchod, a gyfrifwyd gan y Cyngor, yn unol ag adran 34 (2) y Ddeddf, yn swm sylfaenol ei Dreth y Cyngor ar gyfer y flwyddyn o ran anheddau yn y rhannau hynny o'i ardal nad yw unrhyw eitem arbennig yn berthnasol iddynt.

BRECKNOCK

COMMUNITY

COUNTY & COMMUNITY COUNCIL TAX BAND D

Brecon	£1,076.99
Bronllys	£1,036.89
Builth Wells	£1,047.03
Cilmery	£1,016.54
Cray	£1,027.93
Crickhowell	£1,043.96
Duhonw	£1,012.03
Erwood	£1,016.88
Felinfach	£1,022.63
Glyn Tarrell	£1,032.26
Gwernyfed	£1,024.43
Hay-on-Wye	£1,045.66
Honddu Isaf	£1,005.40
Llanafan Fawr	£1,016.30
Llanddew	£1,026.95
Cwmdu and District	£1,021.71
Llanfrynach	£1,036.19
Llangammarch	£1,031.99
Llangattock	£1,031.22
Llangorse	£1,028.27
Llangynidr	£1,030.45
Llanigon	£1,020.42
Llanwrthwl	£1,025.94
Llanwrtyd Wells	£1,048.32
Llywel	£1,031.27
Maescar	£1,031.27
Merthyr Cynog	£1,023.93
Talgarth	£1,061.56
Talybont-on-Usk	£1,031.01
Tawe Uchaf	£1,031.25
Trallong	£1,018.88
Treflys	£1,019.02
Vale of Grwyney	£1,018.88
Yscir	£1,018.37
Ystradfellte	£1,037.85
Ystradgynlais	£1,081.59

MONTGOMERYSHIRE

COMMUNITY

COUNTY & COMMUNITY COUNCIL TAX BAND D

Aberhafesp	£1,021.66
Banwy	£1,023.27
Bausley with Criggion	£1,022.84
Berriew	£1,015.82
Betws Cedewain	£1,034.32
Cadfarch	£1,016.61
Caersws	£1,032.92
Carno	£1,036.36
Carreghofa	£1,042.82
Castle Caereinion	£1,026.42
Churchstoke	£1,026.40
Dwyrhiw	£1,019.91
Forden	£1,034.35
Glantwymyn	£1,018.78
Guilsfield	£1,017.50
Kerry	£1,029.61
Llanbrynmair	£1,025.73
Llandinam	£1,027.02
Llandrinio and Arddleen	£1,027.25
Llandysilio	£1,032.61
Abermule with Llandyssil	£1,034.28
Llanerfyl	£1,017.30
LLanfair Caereinion	£1,044.38
Llanfechain	£1,025.58
Llanfihangel	£1,030.02
Llanfyllin	£1,029.06
Llangedwyn	£1,011.62
Llangurig	£1,013.34
Llangyniew	£1,023.82
Llangynog	£1,034.17
Llanidloes	£1,094.10
Llanidloes Without	£1,028.47
Llanrhaeadr ym Mochnant	£1,015.74
Llansantffraid	£1,027.63
Llansilin	£1,015.45
Llanwddyn	£1,039.41
Machynlleth	£1,098.10
Manafon	£1,023.60
Meifod	£1,022.88
Mochdre with Penstrowed	£1,031.63
Montgomery	£1,038.84
Newtown & Llanllwchaiarn	£1,075.02
Pen Y Bont Fawr	£1,025.21
Trefeglwys	£1,018.56
Tregynon	£1,029.72
Trewern	£1,030.21
Welshpool	£1,106.90

RADNORSHIRE

<u>COMMUNITY</u>	<u>COUNTY & COMMUNITY COUNCIL TAX BAND D</u>
Abbeycwmhir	£1,024.40
Aberedw	£1,010.72
Beguildy	£1,027.40
Clyro	£1,015.31
Disserth & Trecoed	£1,022.05
Gladestry	£1,016.65
Glasbury	£1,029.31
Glascwm	£1,018.14
Knighton	£1,030.76
Llanbadarn Fawr	£1,020.52
Llanbadarn Fynydd	£1,025.40
Llanbister	£1,019.97
Llanddewi Ystradenny	£1,015.30
Llandrindod Wells	£1,065.80
Llanelwedd	£1,014.53
Llanfihangel Rhydithon	£1,019.48
Llangunllo	£1,017.33
Llanyre	£1,025.40
Nantmel	£1,022.70
New Radnor	£1,028.75
Old Radnor	£1,016.08
Painscastle	£1,011.82
Penybont & Llandegley	£1,015.80
Presteigne & Norton	£1,045.40
Rhayader	£1,037.12
St Harmon	£1,019.15
Whitton	£1,016.40

sef y symiau a roddir trwy ychwanegu at y swm yn 3(g) uchod symiau'r eitem neu'r eitemau arbennig sy'n berthnasol i anheddau yn y rhannau hynny o ardal y Cyngor a grybwyllir uchod wedi'u rhannu ym mhob achos â'r swm yn 2(b) uchod, a gyfrifwyd gan y Cyngor, yn unol ag adran 34 (3) y Ddeddf, yn symiau sylfaenol ei Dreth y Cyngor ar gyfer y flwyddyn o ran yr anheddau yn y rhannau hynny o'i ardal y mae un eitem arbennig neu fwy yn berthnasol iddynt.

(i) Rhan o ardal y Cyngor

BRECKNOCK**COMMUNITY****COUNTY & COMMUNITY
COUNCIL TAX BANDS**

	A	B	C	D	E	F	G	H	I
Brecon	£717.99	£837.66	£957.32	£1,076.99	£1,316.32	£1,555.65	£1,794.98	£2,153.98	£2,512.98
Bronllys	£691.26	£806.47	£921.68	£1,036.89	£1,267.31	£1,497.73	£1,728.15	£2,073.78	£2,419.41
Builth Wells	£698.02	£814.36	£930.69	£1,047.03	£1,279.70	£1,512.38	£1,745.05	£2,094.06	£2,443.07
Cilmerly	£677.69	£790.64	£903.59	£1,016.54	£1,242.44	£1,468.34	£1,694.23	£2,033.08	£2,371.93
Cray	£685.29	£799.50	£913.72	£1,027.93	£1,256.36	£1,484.79	£1,713.22	£2,055.86	£2,398.50
Crickhowell	£695.97	£811.97	£927.96	£1,043.96	£1,275.95	£1,507.94	£1,739.93	£2,087.92	£2,435.91
Duhonw	£674.69	£787.13	£899.58	£1,012.03	£1,236.93	£1,461.82	£1,686.72	£2,024.06	£2,361.40
Erwood	£677.92	£790.91	£903.89	£1,016.88	£1,242.85	£1,468.83	£1,694.80	£2,033.76	£2,372.72
Felinfach	£681.75	£795.38	£909.00	£1,022.63	£1,249.88	£1,477.13	£1,704.38	£2,045.26	£2,386.14
Glyn Tarrell	£688.17	£802.87	£917.56	£1,032.26	£1,261.65	£1,491.04	£1,720.43	£2,064.52	£2,408.61
Gwernyfed	£682.95	£796.78	£910.60	£1,024.43	£1,252.08	£1,479.73	£1,707.38	£2,048.86	£2,390.34
Hay-on-Wye	£697.11	£813.29	£929.48	£1,045.66	£1,278.03	£1,510.40	£1,742.77	£2,091.32	£2,439.87
Honddu Isaf	£670.27	£781.98	£893.69	£1,005.40	£1,228.82	£1,452.24	£1,675.67	£2,010.80	£2,345.93
Llanafanfawr	£677.53	£790.46	£903.38	£1,016.30	£1,242.14	£1,467.99	£1,693.83	£2,032.60	£2,371.37
Llanddew	£684.63	£798.74	£912.84	£1,026.95	£1,255.16	£1,483.37	£1,711.58	£2,053.90	£2,396.22
Cwmdu and District	£681.14	£794.66	£908.19	£1,021.71	£1,248.76	£1,475.80	£1,702.85	£2,043.42	£2,383.99
Llanfrynach	£690.79	£805.93	£921.06	£1,036.19	£1,266.45	£1,496.72	£1,726.98	£2,072.38	£2,417.78
Llangammarch	£687.99	£802.66	£917.32	£1,031.99	£1,261.32	£1,490.65	£1,719.98	£2,063.98	£2,407.98
Llangattock	£687.48	£802.06	£916.64	£1,031.22	£1,260.38	£1,489.54	£1,718.70	£2,062.44	£2,406.18
Llangorse	£685.51	£799.77	£914.02	£1,028.27	£1,256.77	£1,485.28	£1,713.78	£2,056.54	£2,399.30
Llangynidr	£686.97	£801.46	£915.96	£1,030.45	£1,259.44	£1,488.43	£1,717.42	£2,060.90	£2,404.38
Llanigon	£680.28	£793.66	£907.04	£1,020.42	£1,247.18	£1,473.94	£1,700.70	£2,040.84	£2,380.98
Llanwrthwl	£683.96	£797.95	£911.95	£1,025.94	£1,253.93	£1,481.91	£1,709.90	£2,051.88	£2,393.86
Llanwrtyd Wells	£698.88	£815.36	£931.84	£1,048.32	£1,281.28	£1,514.24	£1,747.20	£2,096.64	£2,446.08
Llywel	£687.51	£802.10	£916.68	£1,031.27	£1,260.44	£1,489.61	£1,718.78	£2,062.54	£2,406.30
Maescar	£687.51	£802.10	£916.68	£1,031.27	£1,260.44	£1,489.61	£1,718.78	£2,062.54	£2,406.30
Merthyr Cynog	£682.62	£796.39	£910.16	£1,023.93	£1,251.47	£1,479.01	£1,706.55	£2,047.86	£2,389.17
Talgarth	£707.71	£825.66	£943.61	£1,061.56	£1,297.46	£1,533.36	£1,769.27	£2,123.12	£2,476.97
Talybont-on-Usk	£687.34	£801.90	£916.45	£1,031.01	£1,260.12	£1,489.24	£1,718.35	£2,062.02	£2,405.69
Tawe Uchaf	£687.50	£802.08	£916.67	£1,031.25	£1,260.42	£1,489.58	£1,718.75	£2,062.50	£2,406.25
Trallong	£679.25	£792.46	£905.67	£1,018.88	£1,245.30	£1,471.72	£1,698.13	£2,037.76	£2,377.39
Treffys	£679.35	£792.57	£905.80	£1,019.02	£1,245.47	£1,471.92	£1,698.37	£2,038.04	£2,377.71
Vale of Grwyney	£679.25	£792.46	£905.67	£1,018.88	£1,245.30	£1,471.72	£1,698.13	£2,037.76	£2,377.39
Yscir	£678.91	£792.07	£905.22	£1,018.37	£1,244.67	£1,470.98	£1,697.28	£2,036.74	£2,376.20
Ystradfellte	£691.90	£807.22	£922.53	£1,037.85	£1,268.48	£1,499.12	£1,729.75	£2,075.70	£2,421.65
Ystradgynlais	£721.06	£841.24	£961.41	£1,081.59	£1,321.94	£1,562.30	£1,802.65	£2,163.18	£2,523.71

MONTGOMERYSHIRE

COMMUNITY

COUNTY & COMMUNITY

COUNCIL TAX BANDS

	<u>A</u>	<u>B</u>	<u>C</u>	<u>D</u>	<u>E</u>	<u>F</u>	<u>G</u>	<u>H</u>	<u>I</u>
Aberhafesp	£681.11	£794.62	£908.14	£1,021.66	£1,248.70	£1,475.73	£1,702.77	£2,043.32	£2,383.87
Banwy	£682.18	£795.88	£909.57	£1,023.27	£1,250.66	£1,478.06	£1,705.45	£2,046.54	£2,387.63
Bausley with Criggion	£681.89	£795.54	£909.19	£1,022.84	£1,250.14	£1,477.44	£1,704.73	£2,045.68	£2,386.63
Berriew	£677.21	£790.08	£902.95	£1,015.82	£1,241.56	£1,467.30	£1,693.03	£2,031.64	£2,370.25
Betws Cedewain	£689.55	£804.47	£919.40	£1,034.32	£1,264.17	£1,494.02	£1,723.87	£2,068.64	£2,413.41
Cadfarch	£677.74	£790.70	£903.65	£1,016.61	£1,242.52	£1,468.44	£1,694.35	£2,033.22	£2,372.09
Caersws	£688.61	£803.38	£918.15	£1,032.92	£1,262.46	£1,492.00	£1,721.53	£2,065.84	£2,410.15
Carno	£690.91	£806.06	£921.21	£1,036.36	£1,266.66	£1,496.96	£1,727.27	£2,072.72	£2,418.17
Carreghofa	£695.21	£811.08	£926.95	£1,042.82	£1,274.56	£1,506.30	£1,738.03	£2,085.64	£2,433.25
Castle Caereinion	£684.28	£798.33	£912.37	£1,026.42	£1,254.51	£1,482.61	£1,710.70	£2,052.84	£2,394.98
Churchstoke	£684.27	£798.31	£912.36	£1,026.40	£1,254.49	£1,482.58	£1,710.67	£2,052.80	£2,394.93
Dwyrhiw	£679.94	£793.26	£906.59	£1,019.91	£1,246.56	£1,473.20	£1,699.85	£2,039.82	£2,379.79
Fornden	£689.57	£804.49	£919.42	£1,034.35	£1,264.21	£1,494.06	£1,723.92	£2,068.70	£2,413.48
Glantwymyn	£679.19	£792.38	£905.58	£1,018.78	£1,245.18	£1,471.57	£1,697.97	£2,037.56	£2,377.15
Guilfield	£678.33	£791.39	£904.44	£1,017.50	£1,243.61	£1,469.72	£1,695.83	£2,035.00	£2,374.17
Kerry	£686.41	£800.81	£915.21	£1,029.61	£1,258.41	£1,487.21	£1,716.02	£2,059.22	£2,402.42
Llanbrynmair	£683.82	£797.79	£911.76	£1,025.73	£1,253.67	£1,481.61	£1,709.55	£2,051.46	£2,393.37
Llandinam	£684.68	£798.79	£912.91	£1,027.02	£1,255.25	£1,483.47	£1,711.70	£2,054.04	£2,396.38
Llandrinio and Arddleen	£684.83	£798.97	£913.11	£1,027.25	£1,255.53	£1,483.81	£1,712.08	£2,054.50	£2,396.92
Llandysilio	£688.41	£803.14	£917.88	£1,032.61	£1,262.08	£1,491.55	£1,721.02	£2,065.22	£2,409.42
Abermule with Llandyssil	£689.52	£804.44	£919.36	£1,034.28	£1,264.12	£1,493.96	£1,723.80	£2,068.56	£2,413.32
Llanerfyl	£678.20	£791.23	£904.27	£1,017.30	£1,243.37	£1,469.43	£1,695.50	£2,034.60	£2,373.70
LLanfair Caereinion	£696.25	£812.30	£928.34	£1,044.38	£1,276.46	£1,508.55	£1,740.63	£2,088.76	£2,436.89
Llanfechain	£683.72	£797.67	£911.63	£1,025.58	£1,253.49	£1,481.39	£1,709.30	£2,051.16	£2,393.02
Llanfihangel	£686.68	£801.13	£915.57	£1,030.02	£1,258.91	£1,487.81	£1,716.70	£2,060.04	£2,403.38
Llanfyllin	£686.04	£800.38	£914.72	£1,029.06	£1,257.74	£1,486.42	£1,715.10	£2,058.12	£2,401.14
Llangedwyn	£674.41	£786.82	£899.22	£1,011.62	£1,236.42	£1,461.23	£1,686.03	£2,023.24	£2,360.45
Llangurig	£675.56	£788.15	£900.75	£1,013.34	£1,238.53	£1,463.71	£1,688.90	£2,026.68	£2,364.46
Llangyniew	£682.55	£796.30	£910.06	£1,023.82	£1,251.34	£1,478.85	£1,706.37	£2,047.64	£2,388.91
Llangynog	£689.45	£804.35	£919.26	£1,034.17	£1,263.99	£1,493.80	£1,723.62	£2,068.34	£2,413.06
Llanidloes	£729.40	£850.97	£972.53	£1,094.10	£1,337.23	£1,580.37	£1,823.50	£2,188.20	£2,552.90
Llanidloes Without	£685.65	£799.92	£914.20	£1,028.47	£1,257.02	£1,485.57	£1,714.12	£2,056.94	£2,399.76
Llanrhaeadr ym Mochnant	£677.16	£790.02	£902.88	£1,015.74	£1,241.46	£1,467.18	£1,692.90	£2,031.48	£2,370.06
Llansantffraid	£685.09	£799.27	£913.45	£1,027.63	£1,255.99	£1,484.35	£1,712.72	£2,055.26	£2,397.80

COMMUNITY**COUNTY & COMMUNITY****COUNCIL TAX BANDS**

	A	B	C	D	E	F	G	H	I
Llansilin	£676.97	£789.79	£902.62	£1,015.45	£1,241.11	£1,466.76	£1,692.42	£2,030.90	£2,369.38
Llanwddyn	£692.94	£808.43	£923.92	£1,039.41	£1,270.39	£1,501.37	£1,732.35	£2,078.82	£2,425.29
Machynlleth	£732.07	£854.08	£976.09	£1,098.10	£1,342.12	£1,586.14	£1,830.17	£2,196.20	£2,562.23
Manafon	£682.40	£796.13	£909.87	£1,023.60	£1,251.07	£1,478.53	£1,706.00	£2,047.20	£2,388.40
Meifod	£681.92	£795.57	£909.23	£1,022.88	£1,250.19	£1,477.49	£1,704.80	£2,045.76	£2,386.72
Mochdre with Penstrowed	£687.75	£802.38	£917.00	£1,031.63	£1,260.88	£1,490.13	£1,719.38	£2,063.26	£2,407.14
Montgomery	£692.56	£807.99	£923.41	£1,038.84	£1,269.69	£1,500.55	£1,731.40	£2,077.68	£2,423.96
Newtown & Llanllwchaiarn	£716.68	£836.13	£955.57	£1,075.02	£1,313.91	£1,552.81	£1,791.70	£2,150.04	£2,508.38
Pen Y Bont Fawr	£683.47	£797.39	£911.30	£1,025.21	£1,253.03	£1,480.86	£1,708.68	£2,050.42	£2,392.16
Trefglwys	£679.04	£792.21	£905.39	£1,018.56	£1,244.91	£1,471.25	£1,697.60	£2,037.12	£2,376.64
Tregynon	£686.48	£800.89	£915.31	£1,029.72	£1,258.55	£1,487.37	£1,716.20	£2,059.44	£2,402.68
Trewern	£686.81	£801.27	£915.74	£1,030.21	£1,259.15	£1,488.08	£1,717.02	£2,060.42	£2,403.82
Welshpool	£737.93	£860.92	£983.91	£1,106.90	£1,352.88	£1,598.86	£1,844.83	£2,213.80	£2,582.77

RADNORSHIRE

COMMUNITY

COUNTY & COMMUNITY

COUNCIL TAX BANDS

	<u>A</u>	<u>B</u>	<u>C</u>	<u>D</u>	<u>E</u>	<u>F</u>	<u>G</u>	<u>H</u>	<u>I</u>
Abbeycwmhir	£682.93	£796.76	£910.58	£1,024.40	£1,252.04	£1,479.69	£1,707.33	£2,048.80	£2,390.27
Aberedw	£673.81	£786.12	£898.42	£1,010.72	£1,235.32	£1,459.93	£1,684.53	£2,021.44	£2,358.35
Beguildy	£684.93	£799.09	£913.24	£1,027.40	£1,255.71	£1,484.02	£1,712.33	£2,054.80	£2,397.27
Clyro	£676.87	£789.69	£902.50	£1,015.31	£1,240.93	£1,466.56	£1,692.18	£2,030.62	£2,369.06
Disserth & Trecoed	£681.37	£794.93	£908.49	£1,022.05	£1,249.17	£1,476.29	£1,703.42	£2,044.10	£2,384.78
Gladestry	£677.77	£790.73	£903.69	£1,016.65	£1,242.57	£1,468.49	£1,694.42	£2,033.30	£2,372.18
Glasbury	£686.21	£800.57	£914.94	£1,029.31	£1,258.05	£1,486.78	£1,715.52	£2,058.62	£2,401.72
Glascwm	£678.76	£791.89	£905.01	£1,018.14	£1,244.39	£1,470.65	£1,696.90	£2,036.28	£2,375.66
Knighton	£687.17	£801.70	£916.23	£1,030.76	£1,259.82	£1,488.88	£1,717.93	£2,061.52	£2,405.11
Llanbadarn Fawr	£680.35	£793.74	£907.13	£1,020.52	£1,247.30	£1,474.08	£1,700.87	£2,041.04	£2,381.21
Llanbadarn Fynydd	£683.60	£797.53	£911.47	£1,025.40	£1,253.27	£1,481.13	£1,709.00	£2,050.80	£2,392.60
Llanbister	£679.98	£793.31	£906.64	£1,019.97	£1,246.63	£1,473.29	£1,699.95	£2,039.94	£2,379.93
Llanddewi Ystradenny	£676.87	£789.68	£902.49	£1,015.30	£1,240.92	£1,466.54	£1,692.17	£2,030.60	£2,369.03
Llandrindod Wells	£710.53	£828.96	£947.38	£1,065.80	£1,302.64	£1,539.49	£1,776.33	£2,131.60	£2,486.87
Llanelwedd	£676.35	£789.08	£901.80	£1,014.53	£1,239.98	£1,465.43	£1,690.88	£2,029.06	£2,367.24
Llanfihangel Rhydithon	£679.65	£792.93	£906.20	£1,019.48	£1,246.03	£1,472.58	£1,699.13	£2,038.96	£2,378.79
Llangunllo	£678.22	£791.26	£904.29	£1,017.33	£1,243.40	£1,469.48	£1,695.55	£2,034.66	£2,373.77
Llanyre	£683.60	£797.53	£911.47	£1,025.40	£1,253.27	£1,481.13	£1,709.00	£2,050.80	£2,392.60
Nantmel	£681.80	£795.43	£909.07	£1,022.70	£1,249.97	£1,477.23	£1,704.50	£2,045.40	£2,386.30
New Radnor	£685.83	£800.14	£914.44	£1,028.75	£1,257.36	£1,485.97	£1,714.58	£2,057.50	£2,400.42
Old Radnor	£677.39	£790.28	£903.18	£1,016.08	£1,241.88	£1,467.67	£1,693.47	£2,032.16	£2,370.85
Painscastle	£674.55	£786.97	£899.40	£1,011.82	£1,236.67	£1,461.52	£1,686.37	£2,023.64	£2,360.91
Penybont & Llandegley	£677.20	£790.07	£902.93	£1,015.80	£1,241.53	£1,467.27	£1,693.00	£2,031.60	£2,370.20
Presteigne & Norton	£696.93	£813.09	£929.24	£1,045.40	£1,277.71	£1,510.02	£1,742.33	£2,090.80	£2,439.27
Rhayader	£691.41	£806.65	£921.88	£1,037.12	£1,267.59	£1,498.06	£1,728.53	£2,074.24	£2,419.95
St Harmon	£679.43	£792.67	£905.91	£1,019.15	£1,245.63	£1,472.11	£1,698.58	£2,038.30	£2,378.02
Whitton	£677.60	£790.53	£903.47	£1,016.40	£1,242.27	£1,468.13	£1,694.00	£2,032.80	£2,371.60

sef y symiau a roddir trwy luosi'r symiau yn 3(h) uchod â'r nifer sydd, yn y gyfran y manylir arni yn Adran 5 (1) y Ddeddf, yn berthnasol i anheddau a restrir mewn Band Prisio penodol wedi'i rannu â'r nifer yn y gyfran honno sy'n berthnasol i anheddau a restrir yn y Band Prisio D, a gyfrifwyd gan y Cyngor, yn unol ag Adran 36 (1) y Ddeddf, i fod y symiau sydd i'w hystyried ar gyfer y flwyddyn o ran categorïau anheddau a restrir mewn gwahanol Fandiau Prisio.

4. NODI bod Comisiynydd Heddlu a Throseddau Heddlu Dyfed-Powys, ar gyfer y flwyddyn 2014/2015, wedi datgan y symiau canlynol mewn praeceptau a gyflwynwyd i'r Cyngor, yn unol ag Adran 40 Deddf Cyllid Llywodraeth Leol 1992, o ran pob un o'r categorïau o anheddau a ddangosir isod:

Bandiau Prisio

A	B	C	D	E	F	G	H	I
£ 140.40	£ 163.80	£ 187.20	£ 210.60	£ 257.40	£ 304.20	£ 351.00	£ 421.20	£ 491.40

5. BOD y Cyngor, ar ôl cyfrifo crynswth y symiau yn 3(i) a 4 uchod ym mhob achos, drwy hyn yn gosod y symiau a ganlyn yn symiau Treth y Cyngor ar gyfer y flwyddyn 2014/2015 o ran pob categori anheddau a ddangosir isod, yn unol ag Adran 30 (2) Deddf Cyllid Llywodraeth Leol 1992.

BRECKNOCKSHIRE/SIR FRYCHEINIOG

COMMUNITY/CYMUNED

COUNCIL TAX BANDS/TRETH CYNGOR BAND

	A	B	C	D	E	F	G	H	I
Brecon	£858.39	£1,001.46	£1,144.52	£1,287.59	£1,573.72	£1,859.85	£2,145.98	£2,575.18	£3,004.38
Bronllys	£831.66	£970.27	£1,108.88	£1,247.49	£1,524.71	£1,801.93	£2,079.15	£2,494.98	£2,910.81
Builth Wells	£838.42	£978.16	£1,117.89	£1,257.63	£1,537.10	£1,816.58	£2,096.05	£2,515.26	£2,934.47
Cilmery	£818.09	£954.44	£1,090.79	£1,227.14	£1,499.84	£1,772.54	£2,045.23	£2,454.28	£2,863.33
Cray	£825.69	£963.30	£1,100.92	£1,238.53	£1,513.76	£1,788.99	£2,064.22	£2,477.06	£2,889.90
Crickhowell	£836.37	£975.77	£1,115.16	£1,254.56	£1,533.35	£1,812.14	£2,090.93	£2,509.12	£2,927.31
Duhonw	£815.09	£950.93	£1,086.78	£1,222.63	£1,494.33	£1,766.02	£2,037.72	£2,445.26	£2,852.80
Erwood	£818.32	£954.71	£1,091.09	£1,227.48	£1,500.25	£1,773.03	£2,045.80	£2,454.96	£2,864.12
Felinfach	£822.15	£959.18	£1,096.20	£1,233.23	£1,507.28	£1,781.33	£2,055.38	£2,466.46	£2,877.54
Glyn Tarrell	£828.57	£966.67	£1,104.76	£1,242.86	£1,519.05	£1,795.24	£2,071.43	£2,485.72	£2,900.01
Gwernyfed	£823.35	£960.58	£1,097.80	£1,235.03	£1,509.48	£1,783.93	£2,058.38	£2,470.06	£2,881.74
Hay-on-Wye	£837.51	£977.09	£1,116.68	£1,256.26	£1,535.43	£1,814.60	£2,093.77	£2,512.52	£2,931.27
Honddu Isaf	£810.67	£945.78	£1,080.89	£1,216.00	£1,486.22	£1,756.44	£2,026.67	£2,432.00	£2,837.33
Llanafanfawr	£817.93	£954.26	£1,090.58	£1,226.90	£1,499.54	£1,772.19	£2,044.83	£2,453.80	£2,862.77
Llanddew	£825.03	£962.54	£1,100.04	£1,237.55	£1,512.56	£1,787.57	£2,062.58	£2,475.10	£2,887.62
Cwmdu and District	£821.54	£958.46	£1,095.39	£1,232.31	£1,506.16	£1,780.00	£2,053.85	£2,464.62	£2,875.39
Llanfrynach	£831.19	£969.73	£1,108.26	£1,246.79	£1,523.85	£1,800.92	£2,077.98	£2,493.58	£2,909.18
Llangammarch	£828.39	£966.46	£1,104.52	£1,242.59	£1,518.72	£1,794.85	£2,070.98	£2,485.18	£2,899.38
Llangattock	£827.88	£965.86	£1,103.84	£1,241.82	£1,517.78	£1,793.74	£2,069.70	£2,483.64	£2,897.58
Llangorse	£825.91	£963.57	£1,101.22	£1,238.87	£1,514.17	£1,789.48	£2,064.78	£2,477.74	£2,890.70
Llangynidr	£827.37	£965.26	£1,103.16	£1,241.05	£1,516.84	£1,792.63	£2,068.42	£2,482.10	£2,895.78
Llanigon	£820.68	£957.46	£1,094.24	£1,231.02	£1,504.58	£1,778.14	£2,051.70	£2,462.04	£2,872.38
Llanwrthwl	£824.36	£961.75	£1,099.15	£1,236.54	£1,511.33	£1,786.11	£2,060.90	£2,473.08	£2,885.26
Llanwrtyd Wells	£839.28	£979.16	£1,119.04	£1,258.92	£1,538.68	£1,818.44	£2,098.20	£2,517.84	£2,937.48
Llywel	£827.91	£965.90	£1,103.88	£1,241.87	£1,517.84	£1,793.81	£2,069.78	£2,483.74	£2,897.70
Maescar	£827.91	£965.90	£1,103.88	£1,241.87	£1,517.84	£1,793.81	£2,069.78	£2,483.74	£2,897.70
Merthyr Cynog	£823.02	£960.19	£1,097.36	£1,234.53	£1,508.87	£1,783.21	£2,057.55	£2,469.06	£2,880.57
Talgarth	£848.11	£989.46	£1,130.81	£1,272.16	£1,554.86	£1,837.56	£2,120.27	£2,544.32	£2,968.37
Talybont-on-Usk	£827.74	£965.70	£1,103.65	£1,241.61	£1,517.52	£1,793.44	£2,069.35	£2,483.22	£2,897.09
Tawe Uchaf	£827.90	£965.88	£1,103.87	£1,241.85	£1,517.82	£1,793.78	£2,069.75	£2,483.70	£2,897.65
Trallong	£819.65	£956.26	£1,092.87	£1,229.48	£1,502.70	£1,775.92	£2,049.13	£2,458.96	£2,868.79
Treflys	£819.75	£956.37	£1,093.00	£1,229.62	£1,502.87	£1,776.12	£2,049.37	£2,459.24	£2,869.11
Vale of Grwyney	£819.65	£956.26	£1,092.87	£1,229.48	£1,502.70	£1,775.92	£2,049.13	£2,458.96	£2,868.79
Yscir	£819.31	£955.87	£1,092.42	£1,228.97	£1,502.07	£1,775.18	£2,048.28	£2,457.94	£2,867.60
Ystradfellte	£832.30	£971.02	£1,109.73	£1,248.45	£1,525.88	£1,803.32	£2,080.75	£2,496.90	£2,913.05
Ystradgynlais	£861.46	£1,005.04	£1,148.61	£1,292.19	£1,579.34	£1,866.50	£2,153.65	£2,584.38	£3,015.11

MONTGOMERYSHIRE/SIR DREFALDWYN

COMMUNITY/CYMUNED

COUNCIL TAX BANDS/TRETH CYNGOR BAND

	A	B	C	D	E	F	G	H	I
Aberhafesp	£821.51	£958.42	£1,095.34	£1,232.26	£1,506.10	£1,779.93	£2,053.77	£2,464.52	£2,875.27
Banwy	£822.58	£959.68	£1,096.77	£1,233.87	£1,508.06	£1,782.26	£2,056.45	£2,467.74	£2,879.03
Bausley with Criggion	£822.29	£959.34	£1,096.39	£1,233.44	£1,507.54	£1,781.64	£2,055.73	£2,466.88	£2,878.03
Berriew	£817.61	£953.88	£1,090.15	£1,226.42	£1,498.96	£1,771.50	£2,044.03	£2,452.84	£2,861.65
Betws Cedewain	£829.95	£968.27	£1,106.60	£1,244.92	£1,521.57	£1,798.22	£2,074.87	£2,489.84	£2,904.81
Cadfarch	£818.14	£954.50	£1,090.85	£1,227.21	£1,499.92	£1,772.64	£2,045.35	£2,454.42	£2,863.49
Caersws	£829.01	£967.18	£1,105.35	£1,243.52	£1,519.86	£1,796.20	£2,072.53	£2,487.04	£2,901.55
Carno	£831.31	£969.86	£1,108.41	£1,246.96	£1,524.06	£1,801.16	£2,078.27	£2,493.92	£2,909.57
Carreghofa	£835.61	£974.88	£1,114.15	£1,253.42	£1,531.96	£1,810.50	£2,089.03	£2,506.84	£2,924.65
Castle Caereinion	£824.68	£962.13	£1,099.57	£1,237.02	£1,511.91	£1,786.81	£2,061.70	£2,474.04	£2,886.38
Churchstoke	£824.67	£962.11	£1,099.56	£1,237.00	£1,511.89	£1,786.78	£2,061.67	£2,474.00	£2,886.33
Dwyrhiw	£820.34	£957.06	£1,093.79	£1,230.51	£1,503.96	£1,777.40	£2,050.85	£2,461.02	£2,871.19
Forden	£829.97	£968.29	£1,106.62	£1,244.95	£1,521.61	£1,798.26	£2,074.92	£2,489.90	£2,904.88
Glantwymyn	£819.59	£956.18	£1,092.78	£1,229.38	£1,502.58	£1,775.77	£2,048.97	£2,458.76	£2,868.55
Guilsfield	£818.73	£955.19	£1,091.64	£1,228.10	£1,501.01	£1,773.92	£2,046.83	£2,456.20	£2,865.57
Kerry	£826.81	£964.61	£1,102.41	£1,240.21	£1,515.81	£1,791.41	£2,067.02	£2,480.42	£2,893.82
Llanbrynmair	£824.22	£961.59	£1,098.96	£1,236.33	£1,511.07	£1,785.81	£2,060.55	£2,472.66	£2,884.77
Llandinam	£825.08	£962.59	£1,100.11	£1,237.62	£1,512.65	£1,787.67	£2,062.70	£2,475.24	£2,887.78
Llandrinio and Arddleen	£825.23	£962.77	£1,100.31	£1,237.85	£1,512.93	£1,788.01	£2,063.08	£2,475.70	£2,888.32
Llandysilio	£828.81	£966.94	£1,105.08	£1,243.21	£1,519.48	£1,795.75	£2,072.02	£2,486.42	£2,900.82
Abermule with Llandyssil	£829.92	£968.24	£1,106.56	£1,244.88	£1,521.52	£1,798.16	£2,074.80	£2,489.76	£2,904.72
Llanerfyl	£818.60	£955.03	£1,091.47	£1,227.90	£1,500.77	£1,773.63	£2,046.50	£2,455.80	£2,865.10
LLanfair Caereinion	£836.65	£976.10	£1,115.54	£1,254.98	£1,533.86	£1,812.75	£2,091.63	£2,509.96	£2,928.29
Llanfechain	£824.12	£961.47	£1,098.83	£1,236.18	£1,510.89	£1,785.59	£2,060.30	£2,472.36	£2,884.42
Llanfihangel	£827.08	£964.93	£1,102.77	£1,240.62	£1,516.31	£1,792.01	£2,067.70	£2,481.24	£2,894.78
Llanfyllin	£826.44	£964.18	£1,101.92	£1,239.66	£1,515.14	£1,790.62	£2,066.10	£2,479.32	£2,892.54
Llangedwyn	£814.81	£950.62	£1,086.42	£1,222.22	£1,493.82	£1,765.43	£2,037.03	£2,444.44	£2,851.85
Llangurig	£815.96	£951.95	£1,087.95	£1,223.94	£1,495.93	£1,767.91	£2,039.90	£2,447.88	£2,855.86
Llangyniew	£822.95	£960.10	£1,097.26	£1,234.42	£1,508.74	£1,783.05	£2,057.37	£2,468.84	£2,880.31
Llangynog	£829.85	£968.15	£1,106.46	£1,244.77	£1,521.39	£1,798.00	£2,074.62	£2,489.54	£2,904.46
Llanidloes	£869.80	£1,014.77	£1,159.73	£1,304.70	£1,594.63	£1,884.57	£2,174.50	£2,609.40	£3,044.30
Llanidloes Without	£826.05	£963.72	£1,101.40	£1,239.07	£1,514.42	£1,789.77	£2,065.12	£2,478.14	£2,891.16

COMMUNITY/CYMUNED**COUNCIL TAX BANDS/TRETH CYNGOR BAND**

	A	B	C	D	E	F	G	H	I
Llanrhaeadr ym Mochnant	£817.56	£953.82	£1,090.08	£1,226.34	£1,498.86	£1,771.38	£2,043.90	£2,452.68	£2,861.46
Llansantffraid	£825.49	£963.07	£1,100.65	£1,238.23	£1,513.39	£1,788.55	£2,063.72	£2,476.46	£2,889.20
Llansilin	£817.37	£953.59	£1,089.82	£1,226.05	£1,498.51	£1,770.96	£2,043.42	£2,452.10	£2,860.78
Llanwddyn	£833.34	£972.23	£1,111.12	£1,250.01	£1,527.79	£1,805.57	£2,083.35	£2,500.02	£2,916.69
Machynlleth	£872.47	£1,017.88	£1,163.29	£1,308.70	£1,599.52	£1,890.34	£2,181.17	£2,617.40	£3,053.63
Manafon	£822.80	£959.93	£1,097.07	£1,234.20	£1,508.47	£1,782.73	£2,057.00	£2,468.40	£2,879.80
Meifod	£822.32	£959.37	£1,096.43	£1,233.48	£1,507.59	£1,781.69	£2,055.80	£2,466.96	£2,878.12
Mochdre with Penstrowed	£828.15	£966.18	£1,104.20	£1,242.23	£1,518.28	£1,794.33	£2,070.38	£2,484.46	£2,898.54
Montgomery	£832.96	£971.79	£1,110.61	£1,249.44	£1,527.09	£1,804.75	£2,082.40	£2,498.88	£2,915.36
Newtown & Llanllwchaiarn	£857.08	£999.93	£1,142.77	£1,285.62	£1,571.31	£1,857.01	£2,142.70	£2,571.24	£2,999.78
Pen Y Bont Fawr	£823.87	£961.19	£1,098.50	£1,235.81	£1,510.43	£1,785.06	£2,059.68	£2,471.62	£2,883.56
Trefeglwys	£819.44	£956.01	£1,092.59	£1,229.16	£1,502.31	£1,775.45	£2,048.60	£2,458.32	£2,868.04
Tregynon	£826.88	£964.69	£1,102.51	£1,240.32	£1,515.95	£1,791.57	£2,067.20	£2,480.64	£2,894.08
Trewern	£827.21	£965.07	£1,102.94	£1,240.81	£1,516.55	£1,792.28	£2,068.02	£2,481.62	£2,895.22
Welshpool	£878.33	£1,024.72	£1,171.11	£1,317.50	£1,610.28	£1,903.06	£2,195.83	£2,635.00	£3,074.17

RADNORSHIRE/SIR FAESYFED

<u>COMMUNITY/CYMUNED</u>	<u>COUNCIL TAX BANDS/TRETH CYNGOR BAND</u>								
	<u>A</u>	<u>B</u>	<u>C</u>	<u>D</u>	<u>E</u>	<u>F</u>	<u>G</u>	<u>H</u>	<u>I</u>
Abbeycwmhir	£823.33	£960.56	£1,097.78	£1,235.00	£1,509.44	£1,783.89	£2,058.33	£2,470.00	£2,881.67
Aberedw	£814.21	£949.92	£1,085.62	£1,221.32	£1,492.72	£1,764.13	£2,035.53	£2,442.64	£2,849.75
Beguildy	£825.33	£962.89	£1,100.44	£1,238.00	£1,513.11	£1,788.22	£2,063.33	£2,476.00	£2,888.67
Clyro	£817.27	£953.49	£1,089.70	£1,225.91	£1,498.33	£1,770.76	£2,043.18	£2,451.82	£2,860.46
Disserth & Trecoed	£821.77	£958.73	£1,095.69	£1,232.65	£1,506.57	£1,780.49	£2,054.42	£2,465.30	£2,876.18
Gladestry	£818.17	£954.53	£1,090.89	£1,227.25	£1,499.97	£1,772.69	£2,045.42	£2,454.50	£2,863.58
Glasbury	£826.61	£964.37	£1,102.14	£1,239.91	£1,515.45	£1,790.98	£2,066.52	£2,479.82	£2,893.12
Glascwm	£819.16	£955.69	£1,092.21	£1,228.74	£1,501.79	£1,774.85	£2,047.90	£2,457.48	£2,867.06
Knighton	£827.57	£965.50	£1,103.43	£1,241.36	£1,517.22	£1,793.08	£2,068.93	£2,482.72	£2,896.51
Llanbadarn Fawr	£820.75	£957.54	£1,094.33	£1,231.12	£1,504.70	£1,778.28	£2,051.87	£2,462.24	£2,872.61
Llanbadarn Fynydd	£824.00	£961.33	£1,098.67	£1,236.00	£1,510.67	£1,785.33	£2,060.00	£2,472.00	£2,884.00
Llanbister	£820.38	£957.11	£1,093.84	£1,230.57	£1,504.03	£1,777.49	£2,050.95	£2,461.14	£2,871.33
Llanddewi Ystradenny	£817.27	£953.48	£1,089.69	£1,225.90	£1,498.32	£1,770.74	£2,043.17	£2,451.80	£2,860.43
Llandrindod Wells	£850.93	£992.76	£1,134.58	£1,276.40	£1,560.04	£1,843.69	£2,127.33	£2,552.80	£2,978.27
Llanelwedd	£816.75	£952.88	£1,089.00	£1,225.13	£1,497.38	£1,769.63	£2,041.88	£2,450.26	£2,858.64
Llanfihangel Rhydithon	£820.05	£956.73	£1,093.40	£1,230.08	£1,503.43	£1,776.78	£2,050.13	£2,460.16	£2,870.19
Llangunllo	£818.62	£955.06	£1,091.49	£1,227.93	£1,500.80	£1,773.68	£2,046.55	£2,455.86	£2,865.17
Llanyre	£824.00	£961.33	£1,098.67	£1,236.00	£1,510.67	£1,785.33	£2,060.00	£2,472.00	£2,884.00
Nantmel	£822.20	£959.23	£1,096.27	£1,233.30	£1,507.37	£1,781.43	£2,055.50	£2,466.60	£2,877.70
New Radnor	£826.23	£963.94	£1,101.64	£1,239.35	£1,514.76	£1,790.17	£2,065.58	£2,478.70	£2,891.82
Old Radnor	£817.79	£954.08	£1,090.38	£1,226.68	£1,499.28	£1,771.87	£2,044.47	£2,453.36	£2,862.25
Painscastle	£814.95	£950.77	£1,086.60	£1,222.42	£1,494.07	£1,765.72	£2,037.37	£2,444.84	£2,852.31
Penybont & Llandegley	£817.60	£953.87	£1,090.13	£1,226.40	£1,498.93	£1,771.47	£2,044.00	£2,452.80	£2,861.60
Presteigne & Norton	£837.33	£976.89	£1,116.44	£1,256.00	£1,535.11	£1,814.22	£2,093.33	£2,512.00	£2,930.67
Rhayader	£831.81	£970.45	£1,109.08	£1,247.72	£1,524.99	£1,802.26	£2,079.53	£2,495.44	£2,911.35
St Harmon	£819.83	£956.47	£1,093.11	£1,229.75	£1,503.03	£1,776.31	£2,049.58	£2,459.50	£2,869.42
Whitton	£818.00	£954.33	£1,090.67	£1,227.00	£1,499.67	£1,772.33	£2,045.00	£2,454.00	£2,863.00

Cytunodd y Cadeirydd i ymdrin â'r eitemau a ganlyn nesaf.

8.	RHYBUDD O GYNNIG	CC36 – 2014
-----------	-------------------------	--------------------

Bu'r Cyngor yn trafod y cynnig a ganlyn a gynigiwyd gan y Cynghorydd Sir Gareth Ratcliffe ac a eiliwyd gan y Cynghorydd Sir Matthew Dorrance.

Mae'r Cyngor hwn yn cynnal arolwg llawn o bwerau gorfodaeth Sifil a hefyd yn estyn y pwerau o ran cŵn yn baeddu i Swyddogion Gorfodi Sifil er mwyn mynd i'r afael â'r mater o gŵn yn baeddu ar draws y sir.

Gadawodd y Cynghorydd Sir Mrs E.M Jones y cyfarfod.

Rhodddwyd gwybod i'r Cyngor fod protocol rhwng y Cyngor a Heddlu Dyfed-Powys mewn perthynas â'r broses o hysbysu am faeddu gan gŵn, er na wnaed dim atgyfeiriadau i Adran Iechyd yr Amgylchedd. Mynegodd yr Aelodau bryderon fod y broses atgyfeirio'n cymryd mor hir, a'r hyn y gofynnwyd amdano oedd ddirwyon yn y fan a'r lle.

Cynigiwyd y gwelliant a ganlyn i'r cynnig gan y Cynghorydd Sir Phil Pritchard ac fe'i heiliwyd gan y Cynghorydd Sir Gareth Ratcliffe.

PENDERFYNWYD bod y Cyngor yn cynnal arolwg llawn o bwerau gorfodaeth Sifil gan y Pwyllgor Craffu perthnasol a hefyd yn estyn y pwerau o ran cŵn yn baeddu i Swyddogion Gorfodi Sifil er mwyn mynd i'r afael â'r mater o gŵn yn baeddu ar draws y sir.

9.	CWESTIYNAU YN UNOL Â'R CYFANSODDIAD	CC37 – 2014
-----------	--	--------------------

9.1 Cwestiwn i Aelod Portffolio Prynu a Chomisiynu oddi wrth y Cynghorydd Sir Stephen Hayes.

Ym mis Ionawr, dywedwyd wrth y cabinet fod y gorwariant tybiedig ar Ofal Cymdeithasol i Oedolion ar gyfer y flwyddyn ariannol bresennol wedi cynyddu gan £428,000. Dywedwyd fod hyn 'yn bennaf oherwydd yr oedi wrth dendro am Wasanaethau Gofal yn y Cartref. Ni fydd y cynilion a ragwelwyd yn y flwyddyn bresennol yn cael eu gwireddu erbyn hyn'.

Sut ydych chi, fel aelod portffolio dros gomisiynu a chaffael trwy gydol y cyfnod perthnasol, yn cyfiawnhau'r methiant costus hwn i'r Cyngor?

Yn system tracio Effeithlonrwydd 2013/14 (y cytunwyd arno yn ystod y broses o bennu'r gyllideb ar gyfer 2013/14), bwriad gwasanaethau i Oedolion oedd y byddai arbedion effeithlonrwydd o £150,000 yn deillio o aildendro Gofal yn y Cartref. Hefyd, cynigiwyd bryd hynny droi gweithlu presennol Gofal yn y Cartref yn weithlu allanol y darparwr newydd, gan arbed £321,000. Yn ystod mis Tachwedd 2013, ailgyfrifwyd y gost wirioneddol o drosglwyddo staff gofal yn y cartref Cyngor Sir Powys fel rhan o'r broses o gynllunio ar gyfer y drefn Trosglwyddo Ymgymeriadau a Diogelu

Cyflogaeth (TUPE). Canfuwyd y byddai proses trosglwyddo TUPE, ymhell o arbed £321,000, yn COSTIO £287,000 y flwyddyn yn ychwanegol i'r Awdurdod mewn costau uwch fesul awr am ofal yn y cartref gan y sector annibynnol, a hynny oherwydd y gost ychwanegol o gyflogi cyn-weithwyr Cyngor Sir Powys yn y Sector Annibynnol. Cyflwynwyd adroddiad i'r Cabinet ar 3 Rhagfyr yn datgan na fyddai'r arbedion gwreiddiol yn cael eu gwneud, a chytunwyd y byddai'r staff gofal yn y cartref mewnol yn cael cynnig diswyddiad gwirfoddol fel rhan o gynllun Diswyddo Gwirfoddol corfforaethol y Cyngor.

Yn dilyn adroddiad 3 Rhagfyr y Cabinet, datblygwyd strategaeth newydd ar gomisiynu gofal yn y cartref, a dechreuodd y broses dendro ar 3 Ionawr. Daeth y broses dendro hon i ben ar 17 Chwefror 2014, ac mae'r gwasanaeth wrthi'n gwerthuso'r ymatebion ar hyn o bryd. Mae'r canlyniadau cynnar yn awgrymu y bydd y £150,000 a nodwyd o'r llynedd a'r £200,000 a nodwyd fel rhan o gyllideb 14/15 ill dau yn cael eu cyflawni drwy'r broses aildendro hon ac yn cael eu gwireddu'n llawn o 1 Ebrill 2014.

Mewn ymateb i gwestiwn atodol y Cynghorydd Hayes, nododd y Swyddog Adran 151 fod y Tîm Rheoli newydd gytuno i ddod â'r gwaith caffael a chomisiynu ynghyd i'r un lle er mwyn cynyddu effeithlonrwydd. Gan nad oedd yr Aelod Portffolio ar gael i ateb y cwestiwn hwn, cytunodd yr Arweinydd i sicrhau y byddai'n darparu ateb i'r holl Gynghorwyr.

9.2 Cwestiwn i'r Arweinydd ac Aelod Portffolio Priffyrdd ac Iechyd yr Amgylchedd gan y Cynghorydd Sir Wynne Jones.

Ym mis Hydref 2012, cyflwynodd yr Aelod Portffolio adroddiad i'r cabinet o ran Goleuadau Stryd, a gynigiodd 3 dewis. Yn dilyn trafodaeth, cytunwyd ar Ddewis 3. Y cynnig hwnnw oedd cael rhaglen dreigl ledled Powys, lle y byddai nifer o'r Goleuadau Stryd presennol oedd 'YMLAEN' yn cael eu newid i LED, a fyddai yn ei dro yn creu ychydig o allu defnyddio ychwanegol, i alluogi troi nifer o oleuadau stryd sydd i 'FFWRDD' yn ôl ymlaen. Soniwyd yn yr adroddiad mai gweithred o gael cydbwysedd oedd hyn ac mai'r canlyniad yn gyffredinol oedd na fyddai unrhyw gynnydd yn y defnydd/costau ynni i'r Cyngor.

Mewn gwirionedd, yn bendant yn fy ardal i ac ardaloedd eraill yng ngogledd Powys, nid yw hyn, yn wir, wedi digwydd. Y cyfan sydd wedi digwydd yw ein bod wedi troi goleuadau i 'FFWRDD' i LED gan sicrhau eu bod yn cael eu haildefnyddio, tra bo'r hen oleuadau 'YMLAEN' heb gael eu newid. Rwyf wedi derbyn cadarnhad oddi wrth yr Uwch Beiriannydd mai dyma yw'r achos ar gyfer pob Cymuned yn y gogledd y mae'n gyfrifol amdanynt.

Hoffwn wybod gan bwy a phryd y gwnaed y penderfyniad hwn i newid y polisi a nodwyd yn glir yn Adroddiad y Cabinet ar 23 Hydref 2012, ac i gynnal proses wahanol a fyddai'n arwain yn ei thro at gynnydd sylweddol yn y defnydd o ynni a chostau ynni.

Fe wnaeth y penderfyniadau oedd wedi'u cynnwys yn adroddiad y Cabinet ar 23 Hydref 2012 arwain at ddisgwyliadau hefyd yn ein Cymunedau, a hoffwn

ofyn ymhellach at hyn pam na chafodd Aelodau Lleol wybod am y newid yn y polisi, a fyddai yn ei dro wedi'u galluogi i roi gwybod i'w Cymunedau gan reoli wedi hynny'r disgwyliadau lleol hynny.

Mae dealltwriaeth y Cynghorydd Jones o'r canlyniadau a bennwyd ar gyfer y Prosiect Moderneiddio Goleuadau Stryd yn gywir. Fodd bynnag, efallai fod rhywfaint o gamddealltwriaeth wedi codi oherwydd y modd y darparwyd y prosiect, ond gallaf sicrhau'r Aelodau y bydd y canlyniad cyffredinol yn darparu ateb cytbwys o ran ynni.

Fel y nodwyd yn adroddiad y Cabinet, roedd yn anochel mai proses o ganfod cydbwysedd fyddai hon i ryw raddau, wedi'i seilio ar y cyllid sydd ar gael a'r gwaith o reoli'r defnydd o ynni. Mae defnydd gwirioneddol lampau hŷn o ynni yn uwch na'r gyfradd watt a briodolir iddynt, e.e. mae lampau SOX 55w a SON 70w yn defnyddio 84w, tra bo SON 50w yn defnyddio 62w. Fodd bynnag, priodolir cyfradd i'r unedau LED newydd yn ôl yr hyn y maent yn ei ddefnyddio, hynny yw, mae lamp 21w yn defnyddio 21w.

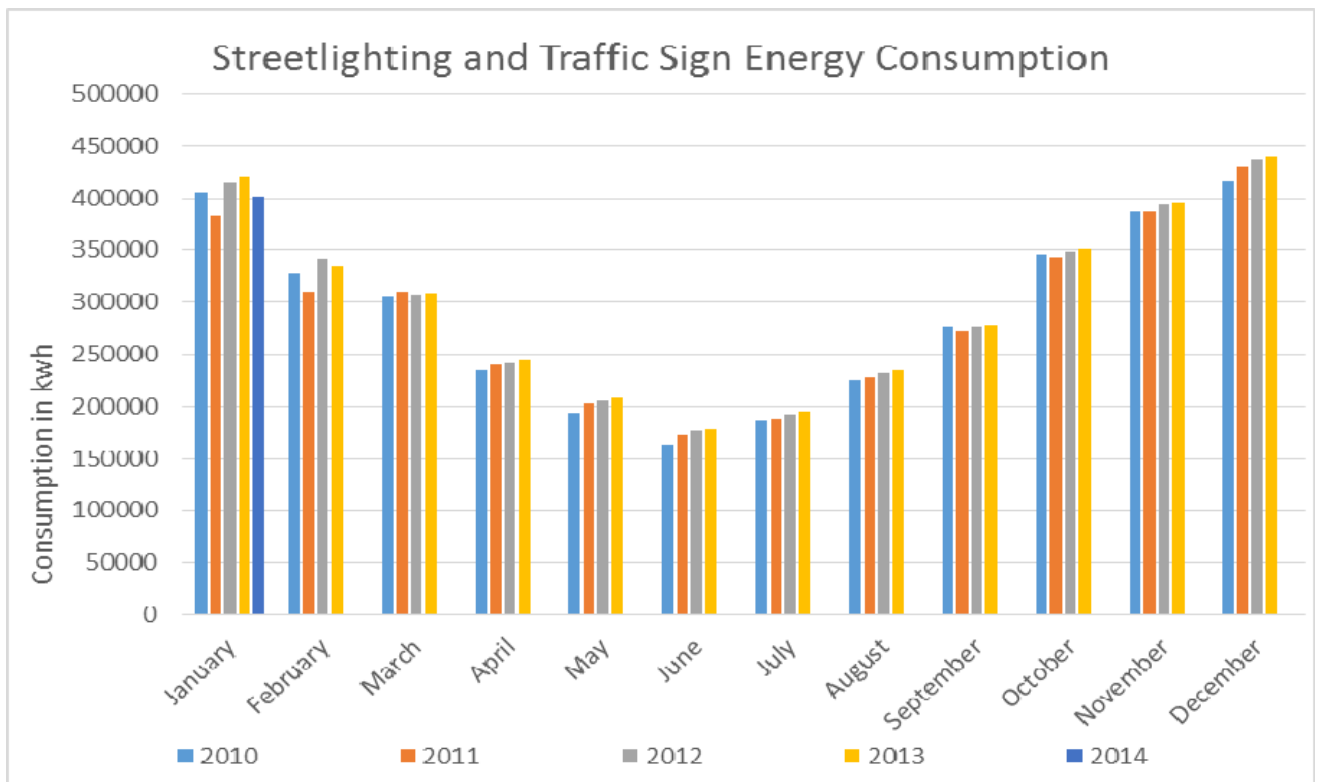
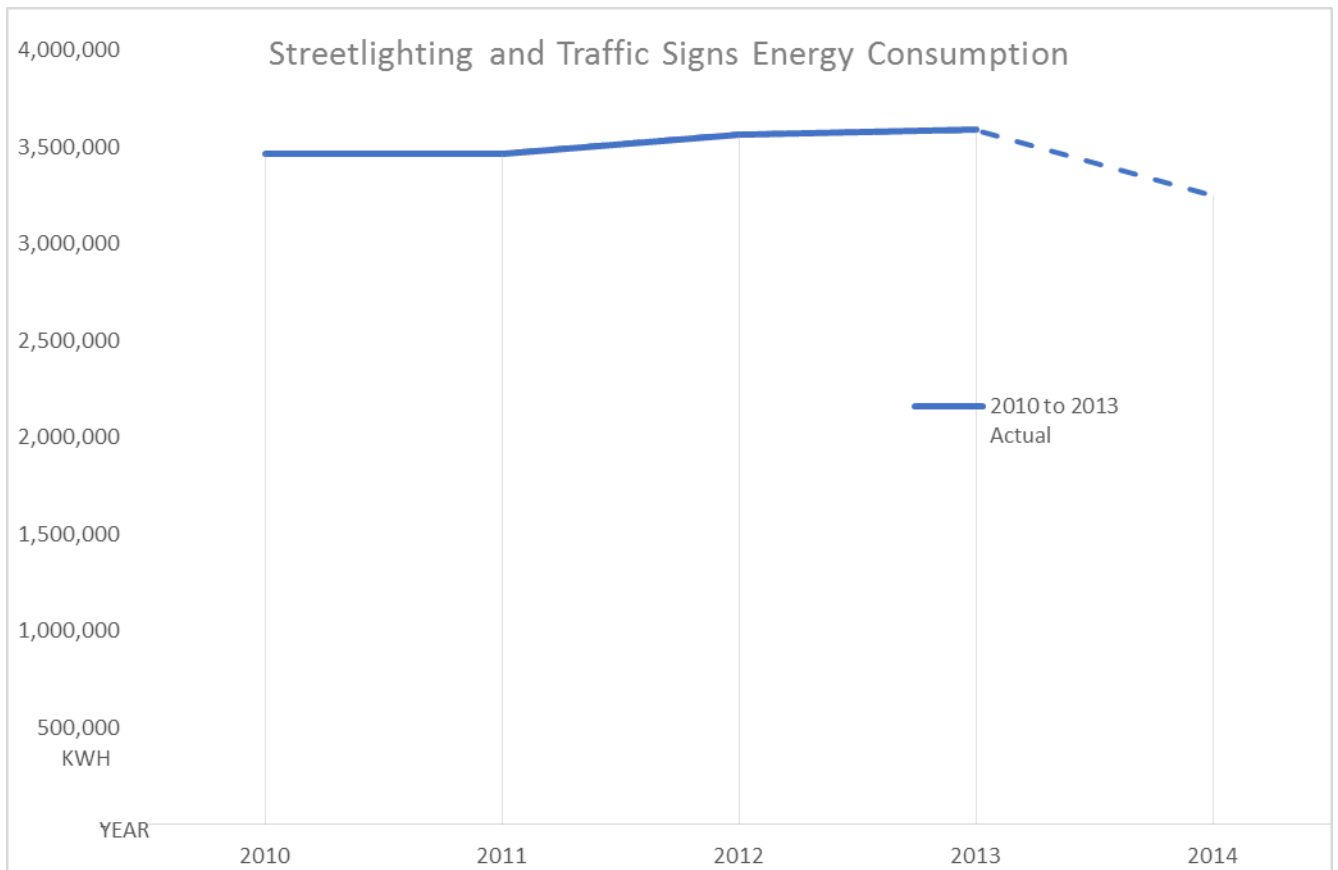
Ar ddechrau'r prosiect, roedd y prisiau fesul uned am oleuadau yn uchel oherwydd y dechnoleg newydd a ddefnyddiwyd. Disgwyliwyd y byddai costau'n gostwng dros amser ac ar hyn o bryd mae'r prisiau fesul uned tua 65% o'r prisiau ar ddechrau'r prosiect.

Er mwyn sicrhau ymraniad teg, dyrannwyd nifer o oleuadau LED i bob aelod yn ôl y nifer a oedd yn ei ward cyn y rhaglen ar ostwng y defnydd o oleuadau. Er mwyn cydnabod yr angen posibl i ganfod cydbwysedd o ran y defnydd o ynni wrth i'r prosiect ddod i ben, ni chafodd nifer o unedau eu dyrannu.

Mae cynnydd y prosiect wedi bod yn arafach nag y cynlluniwyd oherwydd gostyngiadau o ran staff a chyfraniadau at brosiectau allweddol eraill (gwirio ceblau pŵer uwchben ar y prosiect gwastraff). Nid yw'r gwaith wedi'i gwblhau eto yn ardaloedd amgylchedd lleol y De-Orllewin a Chanolbarth y Gogledd.

Os caiff y gwaith yn yr ardaloedd hyn ei gwblhau ar sail gytbwys, mae'r ffigurau ynni presennol yn awgrymu y bydd cynnydd o 3.5% i'w weld yn y defnydd o ynni cyn ystyried y lampau "cydbwys". Os defnyddir y rhain i gyd i gymryd lle'r lampau presennol, rhagamcenir y bydd gostyngiad o 6.3% yn y defnydd blynyddol o ynni o'i gymharu â 2010.

Mae'r defnydd o ynni yn amrywio yn ôl y tymhorau ac o flwyddyn i flwyddyn oherwydd y tywydd. Mae'r newidiadau parhaus wedi ei gwneud yn anodd dewis blwyddyn sylfaen at ddibenion cymharu. Mae'r graffiau isod yn dangos y ffigurau ynglŷn â'r defnydd o ynni ers 2010.



Mewn ymateb i sylwadau'r Cynghorydd Jones, nododd yr Aelod Portffolio y byddai'r gwaith o drawsnewid y goleuadau yng Nghanolbarth y Gogledd wedi'i gwblhau erbyn diwedd mis Ebrill.

6.	Y POLISI TALIADAU	CC34 – 2014
-----------	--------------------------	--------------------

Datgelodd y swyddogion a ganlyn fuddiant yn y mater hwn: Jeremy Patterson, y Prif Weithredwr; David Powell, Cyfarwyddwr Strategol – Adnoddau [Swyddog Adran 151]; Paul Griffiths, Cyfarwyddwr Strategol – Lle; Amanda Lewis, Cyfarwyddwr Strategol – Pobl; Nick Philpott, Cyfarwyddwr – Newid a Llywodraethu; John Bevan, Rheolwr Adnoddau Dynol; Carol Davies, Cyfieithydd; Graham Evans, Arweinydd Proffesiynol, Gwasanaethau Cyflogaeth; Carol Johnson, Swyddog Gwasanaethau Democrataidd; Liz Patterson, Swyddog Craffu; Wyn Richards, Rheolwr Craffu a Saira Tamboo, Dirprwy Swyddog Monitro. Gadawodd y Cyfarwyddwyr Strategol [ac eithrio'r Prif Weithredwr a'r Swyddog Adran 151] a'r Cyfarwyddwr yr ystafell.

Cafodd y Cyngor y Datganiad Polisi Taliadau ar gyfer 2014/15, a bu'n ei ystyried. (Mae copi wedi'i ffeilio gyda'r cofnodion a lofnodwyd). Nodwyd y dylai'r swyddi a geir yn y Diffiniad o'r Prif Swyddog gynnwys y Swyddog Monitro hefyd.

Gadawodd y Cynghorydd Sir G. Vaughan y cyfarfod.

Mynegodd y Cyngor bryder nad oedd barn y Swyddog Monitro wedi'i chynnwys yn yr adroddiad a gofynnodd y Cyngor am i hyn gael ei nodi yn y cofnodion. Mae barn y Swyddog Monitro fel a ganlyn: "Rhoddwyd canllawiau clir i swyddogion ynghylch datgelu buddiannau yn y mater hwn a'r graddau y cânt fod yn bresennol yn ystod y ddadl a'r bleidlais. Gellir cefnogi'r argymhelliad o safbwynt cyfreithiol".

Mewn ymateb i sylwadau ynghylch contractau "dim oriau", nododd Aelod Portffolio blaenorol Gofal Cymdeithasol fod rhai aelodau staff gwasanaethau cymdeithasol yn destun contractau o'r fath a bod gwaith ymgynghori wedi mynd rhagddo â staff ac undebau. Nodwyd na chyfeiriwyd at gontractau o'r fath yn y polisi.

Gan i drafodaeth gael ei chynnal yng nghyswllt ffioedd etholiadau, gadawodd y Prif Weithredwr yr ystafell, gan mai ef yw'r Swyddog Canlyniadau. Mynegwyd pryder hefyd fod y ddogfen yn eithrio staff ysgolion. Mewn ymateb i hynny, eglurodd Aelod Portffolio Addysg a Gwasanaethau Plant fod polisi taliadau athrawon yn destun trafodaethau ar wahân, a bod rhai ysgolion wedi cytuno ar bolisiau taliadau yn lleol yn dilyn trafodaethau â staff ac undebau.

Arhosodd y Prif Weithredwr, y Cyfarwyddwyr Strategol a'r Cyfarwyddwr y tu allan i'r ystafell a gadawodd y Swyddog Adran 151 yr ystafell cyn i'r Cyngor bleidleisio ar yr argymhelliad.

PENDERFYNWYD	Y Rheswm dros y Penderfyniad
Bod y datganiad polisi taliadau yn cael ei gymeradwyo.	Er mwyn cydymffurfio ag Adran 38 (1) o Ddeddf Lleoliaeth 2011.

Dychwelodd y Prif Weithredwr a'r Cyfarwyddwyr Strategol dros Bobl, Lle ac Adnoddau, a'r Cyfarwyddwr dros Newid a Llywodraethu, i'r cyfarfod.

7.	Y DATGANIAD YNGHYLCH Y STRATEGAETH RHEOLI CYLLID A'R STRATEGAETH FUDDSODDI FLYNYDDOL	CC35 – 2014
-----------	---	--------------------

Cafodd y Cyngor y Datganiad ynghylch y Strategaeth Rheoli Cyllid a'r Strategaeth Fuddsoddi Flynyddol (mae copi wedi'i ffeilio gyda'r cofnodion a lofnodwyd).

PENDERFYNWYD	Y Rheswm am y Penderfyniad
Bod y Datganiad ynghylch y Strategaeth Rheoli Cyllid a'r Strategaeth Fuddsoddi Flynyddol yn cael eu cymeradwyo.	Gofyniad statudol.

Diolchodd y Cadeirydd i'r staff a oedd wedi gwirfoddoli i stiwardio'r cyfarfod, pob aelod arall o staff a oedd â rhan, a'r staff diogelwch, am eu gwaith.

**J.H. BRUNT
CADEIRYDD**